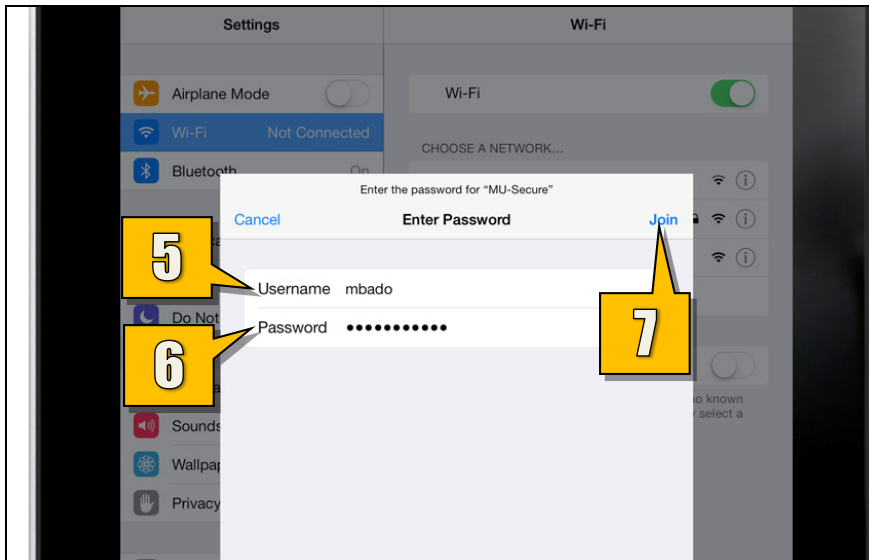


Standard Technology Onboarding Protocol

Connecting to “MU-Secure” on iOS 7 (iPad, iPad Mini, iPhone, iPod Touch)

	<ol style="list-style-type: none">1. Tap the Settings icon.
	<ol style="list-style-type: none">2. Tap on Wi-Fi.3. Make sure the Wi-Fi Toggle is set to ON.4. Tap on MU-Secure.

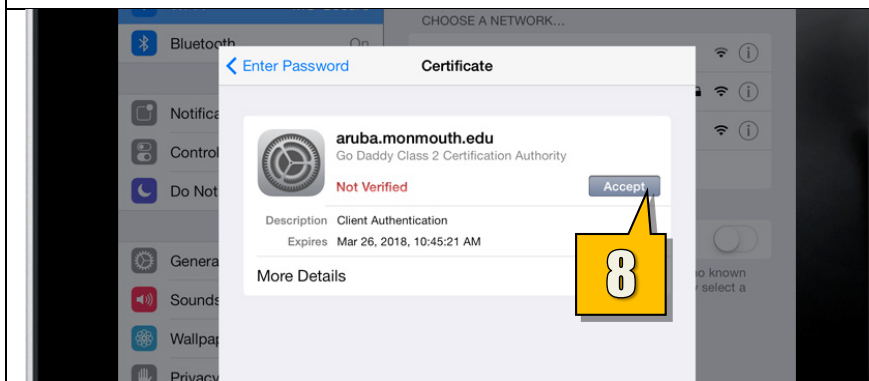
Standard Technology Onboarding Protocol



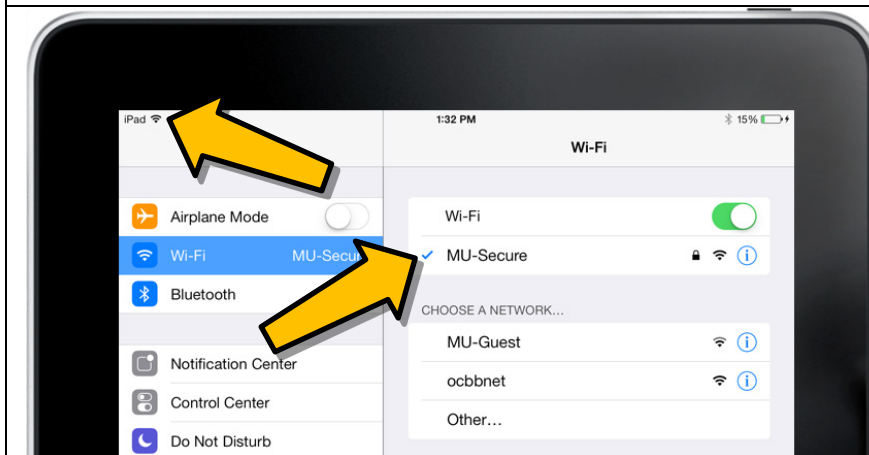
In the **Joining "MU-Secure" Window** that appears...

5. Enter your **Monmouth University Username** (leave out the **hawkdom2** or **monmouth0** domain).
6. Enter your **Monmouth University Password**.
7. Tap **Join**.

Important Note: If you change your password, you will need to update it here manually. It will not update automatically.



8. On the **Certificate Window**, tap **Accept**.



You are now connected to the **MU-Secure Wireless Network**.