

Content and Pedagogy Data + Program Impact and Outcomes Data

<Spring 2019>

School of Education
Monmouth University

Praxis Content

The Praxis© II is a proprietary content assessment that measures each candidate's knowledge and skills. The New Jersey Department of Education mandated assessment was developed and is administered by Educational Testing Services (ETS) and a passing score is required for each teacher certification (license). The passing score of each test/subtest is set by the NJDOE and can be found at

<http://www.state.nj.us/education/educators/license/gpa.htm>.

The EPP requires that all MAT students pass the Praxis© II upon enrollment, and all undergraduates pass it prior to entering full time clinical practice. All elementary majors must pass the four elementary subtest prior to starting their clinical practice: Reading and Language Arts (passing score: 157), Mathematics (157), Social Studies (155), and Science (159). All secondary education majors must pass the Praxis© II in their specific content area: English, Social Studies, Mathematics, Music, Spanish, Biology, etc. The State of New Jersey does not require a Praxis II exam for candidates seeking an endorsement in Special Education. A candidate may take the Praxis© II until they meet the required passing score and there are no limits on the number of times they can take the assessment.

High Leverage Teaching Practices Proficiency Rubrics

The High Leverage Teaching Proficiency Rubrics are EPP created rubrics directly aligned to InTASC, CAEP, and the NJPST. Each Rubric covers an InTASC Standard. The assessment is administered towards the end of the 100 hour semester, which is the semester preceding full time clinical practice. Since implementing the yearlong clinical practice, the EPP recognized the need for a valid and reliable instrument to measure candidate early field experience, beyond a simple checklist. The instrument was developed using the InTASC rubrics looking at what is developmentally expected at this point in the candidate's clinical experience. It was piloted in the Spring of 2018.

Candidate Preservice Assessment of Student Teaching

The Candidate Preservice Assessment Student Teaching (CPAST) is a summative assessment implemented during full-time clinical practice (i.e., the culminating field experience of a teacher preparation program). Monmouth University requires candidates complete a yearlong clinical practice. The first semester consists of 100 hours in a supervised field placement. In the second semester candidates (in most cases) remain in the same school for a full-time experience. Because the assessment is used as a coaching tool, it is used twice - once midway through the full time clinical practice and once at the end. The instrument was first administered in the Fall of 2018.

edTPA

Candidates (both MAT and undergraduate) complete the edTPA assessment during their full-time clinical practice in their last semester of their initial teacher-training program. Candidates must pass the exam in order to graduate from Monmouth University and obtain teacher certification. As of the 2017-2018 school year, the State of New Jersey requires edTPA for licensure for all initial teaching program certifications. Specific requirements set forth by the New Jersey Department of Education is found at <http://www.nj.gov/education/educators/rpr/preparation/assessment/>. For the 2017-2018 and 2018-2019 school years, the pass rate has been set to scorable completion of the portfolio. The State also does not allow the edTPA assessment to be taken in Special Education, therefore candidates complete it in their primary area for certification.

EXIT Survey

Administration and Purpose: The Exit Survey is an EPP created assessment that measures completers' perceptions of their preparation at Monmouth University upon graduation. The Exit survey is aligned with the 10 InTASC standards, New Jersey Professional Standards for Teaching (NJPST) and CAEP. The survey is intended to measure how candidates perceive their readiness to teach upon completion. It is also used to gain student feedback for program improvement. The 29 likert items, along with the open ended questions and demographic items provide the EPP with valuable information about our most important stakeholders, our candidates.

The survey is administered at the end of each semester through Foliotek once they have completed their program and are preparing for our certification meeting. Completers are able to click on the exit survey link in Foliotek and complete the survey. The survey takes approximately 15 minutes to complete.

Teacher Candidate Evaluation of University-Based Clinical Educator

Assessment Background: Each semester teacher candidates are given the opportunity to evaluate their university based-clinical educator. The survey consists of a 26 item, 5-point Likert scale survey taken through Foliotek. Students are required to complete the survey during the last week of their clinical practice.

Alumni Survey

The revised 2017 Alumni Survey (results from early Spring 2018) is based on a 23 item, 4 point likert scale directly aligned to InTASC and the NJPST. The demographic questions preceding the likert scale allowed the EPP to disaggregate data by program. The likert scale points are assigned as follows: 4; Strongly Agree; 3=Agree; 2: Disagree; 1; Strongly Disagree. This survey has a direct alignment to the standards and is set up for ease of data collection and analysis. This survey is administered every two years.

Employer Survey

Administration and Purpose: The Employer Survey is an EPP created assessment that measures employers perception of Monmouth University Graduates directly against Nine InTASC Standards. Also included in the survey are demographics surveyed to allow the EPP to disaggregate other important data for improvement. The Survey components are tagged to the InTASC, CAEP and the NJ Professional teaching Standards.

The 2017 Survey was revised with the input of partner administrators. The former survey was cumbersome and did not align directly with the revised NJ standards and InTASC. Administrators complained about its length and asked for the EPP to create a streamlined instrument. The result is the assessment below. The instrument asks a series of questions that are aligned to each InTASC/NJ standards.

The survey is taken online through a Qualtrics link that is emailed to participants (p-12 school and district level administrators in partnership schools).

The survey is administered anonymously. Individual responses are aggregated and kept confidential. The survey takes Approximately 10 minutes to complete. This survey is administered every two years.

Praxis Content

School of Education
Monmouth University

Single Assessment Institution-Level Pass Rate Data: *Traditional Teacher Preparation Program Within IHE*




**HEOA - Title II
2018 - 2019 Academic Year**

| | |
|-------------------------|---------------------|
| Institution Name | MONMOUTH UNIVERSITY |
| Institution Code | 2416 |
| State | New Jersey |

February 3, 2020

| Assessment Information ¹ | Group | Number Taking Assessment | Number Passing Assessment | Institutional Pass Rate | Institutional Average Scaled Score | Assessment Cut Score ² | Statewide | | | |
|--|---|--------------------------|---------------------------|-------------------------|------------------------------------|-----------------------------------|--------------------------|---------------------------|---------------------|--------------------------------|
| | | | | | | | Number Taking Assessment | Number Passing Assessment | Statewide Pass Rate | Statewide Average Scaled Score |
| ART CONTENT KNOWLEDGE (5134) Test Company: ETS Score Range: 100-200 | All enrolled students who have completed all nonclinical courses, 2018-19 | | | | | | 17 | 16 | 94% | 170 |
| | Other enrolled students, 2018-19 | 1 | | | | 158 | 33 | 27 | 82% | 166 |
| | All program completers, 2018-19 | | | | | | 52 | 48 | 92% | 167 |
| | All program completers, 2017-18 | 7 | | | | 158 | 73 | 71 | 97% | 166 |
| | All program completers, 2016-17 | 6 | | | | 158 | 47 | 46 | 98% | 169 |
| BIOLOGY CONTENT KNOWLEDGE (0235) Test Company: ETS Score Range: 100-200 | All enrolled students who have completed all nonclinical courses, 2018-19 | | | | | | 13 | 11 | 85% | 165 |
| | Other enrolled students, 2018-19 | 4 | | | | 152 | 44 | 41 | 93% | 166 |
| | All program completers, 2018-19 | 5 | | | | 152 | 54 | 54 | 100% | 165 |
| | All program completers, 2017-18 | 5 | | | | 152 | 66 | 66 | 100% | 169 |
| | All program completers, 2016-17 | 3 | | | | 152 | 74 | 73 | 99% | 169 |
| BUSINESS ED CONTENT KNOWLEDGE (5101) Test Company: ETS Score Range: 100-200 | All enrolled students who have completed all nonclinical courses, 2018-19 | | | | | | | | | |
| | Other enrolled students, 2018-19 | | | | | | 4 | | | |
| | All program completers, 2018-19 | | | | | | 2 | | | |
| | All program completers, 2017-18 | | | | | | 2 | | | |
| | All program completers, 2016-17 | | | | | | 6 | | | |
| CHEMISTRY CONTENT KNOWLEDGE (0245) Test Company: ETS Score Range: 100-200 | All enrolled students who have completed all nonclinical courses, 2018-19 | | | | | | 3 | | | |
| | Other enrolled students, 2018-19 | 1 | | | | 152 | 13 | 8 | 62% | 161 |
| | All program completers, 2018-19 | 1 | | | | 152 | 14 | 14 | 100% | 172 |
| | All program completers, 2017-18 | 1 | | | | 152 | 14 | 14 | 100% | 170 |
| | All program completers, 2016-17 | | | | | | 19 | 19 | 100% | 164 |

Single Assessment Institution-Level Pass Rate Data: *Traditional Teacher Preparation Program Within IHE*

| | |
|--|--|
|  | HEOA - Title II 2018 - 2019 Academic Year |
| | Institution Name |
| | Institution Code |
| | State |

MONMOUTH UNIVERSITY


2416

New Jersey

February 3, 2020

| Assessment Information ¹ | Group | Number Taking Assessment | Number Passing Assessment | Institutional Pass Rate | Institutional Average Scaled Score | Assessment Cut Score ² | Statewide | | | |
|--|---|--------------------------|---------------------------|-------------------------|------------------------------------|-----------------------------------|--------------------------|---------------------------|---------------------|--------------------------------|
| | | | | | | | Number Taking Assessment | Number Passing Assessment | Statewide Pass Rate | Statewide Average Scaled Score |
| EARLY CHILDHOOD CONTENT KNOWLEDGE (5022) Test Company: ETS Score Range: 100-200 | All enrolled students who have completed all nonclinical courses, 2018-19 | | | | | | | | | |
| | Other enrolled students, 2018-19 | | | | | | 6 | | | |
| | All program completers, 2018-19 | | | | | | 6 | | | |
| | All program completers, 2017-18 | 1 | | | | 159 | 27 | 26 | 96% | 171 |
| | All program completers, 2016-17 | 8 | | | | 159 | 97 | 97 | 100% | 173 |
| EARLY CHILDHOOD EDUCATION (5025) Test Company: ETS Score Range: 100-200 | All enrolled students who have completed all nonclinical courses, 2018-19 | 3 | | | | 156 | 58 | 57 | 98% | 170 |
| | Other enrolled students, 2018-19 | 3 | | | | 156 | 214 | 183 | 86% | 166 |
| | All program completers, 2018-19 | 5 | | | | 156 | 272 | 259 | 95% | 169 |
| | All program completers, 2017-18 | 8 | | | | 156 | 263 | 260 | 99% | 170 |
| | All program completers, 2016-17 | 6 | | | | 156 | 235 | 235 | 100% | 170 |
| EARTH AND SPACE SCIENCES - CK (5571) Test Company: ETS Score Range: 100-200 | All enrolled students who have completed all nonclinical courses, 2018-19 | | | | | | | | | |
| | Other enrolled students, 2018-19 | | | | | | 8 | | | |
| | All program completers, 2018-19 | | | | | | 11 | 10 | 91% | 163 |
| | All program completers, 2017-18 | | | | | | 5 | | | |
| | All program completers, 2016-17 | | | | | | 7 | | | |
| ELEM ED MULTI SUBJ MATHEMATICS (DISC) (5033) Test Company: ETS Score Range: 100-200 | All enrolled students who have completed all nonclinical courses, 2018-19 | | | | | | 1 | | | |
| | Other enrolled students, 2018-19 | | | | | | 1 | | | |
| | All program completers, 2018-19 | | | | | | 1 | | | |
| | All program completers, 2017-18 | 1 | | | | 164 | 7 | | | |
| | All program completers, 2016-17 | 4 | | | | 164 | 40 | 39 | 98% | 173 |

Single Assessment Institution-Level Pass Rate Data: *Traditional Teacher Preparation Program Within IHE*

| | |
|--|--|
|  | HEOA - Title II 2018 - 2019 Academic Year |
| | Institution Name |
| | Institution Code |
| | State |

MONMOUTH UNIVERSITY


2416

New Jersey

February 3, 2020

| Assessment Information ¹ | Group | Number Taking Assessment | Number Passing Assessment | Institutional Pass Rate | Institutional Average Scaled Score | Assessment Cut Score ² | Statewide | | | |
|--|---|--------------------------|---------------------------|-------------------------|------------------------------------|-----------------------------------|--------------------------|---------------------------|---------------------|--------------------------------|
| | | | | | | | Number Taking Assessment | Number Passing Assessment | Statewide Pass Rate | Statewide Average Scaled Score |
| ELEM ED MULTI SUBJ MATHEMATICS (5003) Test Company: ETS Score Range: 100-200 | All enrolled students who have completed all nonclinical courses, 2018-19 | 15 | 15 | 100% | 178 | 157 | 338 | 328 | 97% | 178 |
| | Other enrolled students, 2018-19 | 44 | 39 | 89% | 177 | 157 | 917 | 849 | 93% | 176 |
| | All program completers, 2018-19 | 55 | 55 | 100% | 176 | 157 | 1115 | 1095 | 98% | 177 |
| | All program completers, 2017-18 | 61 | 61 | 100% | 177 | 157 | 1118 | 1101 | 98% | 177 |
| | All program completers, 2016-17 | 68 | 68 | 100% | 175 | 157 | 1363 | 1346 | 99% | 177 |
| ELEM ED MULTI SUBJ READING LANG ARTS (DISC) (5032) Test Company: ETS Score Range: 100-200 | All enrolled students who have completed all nonclinical courses, 2018-19 | | | | | | 1 | | | |
| | Other enrolled students, 2018-19 | | | | | | 1 | | | |
| | All program completers, 2018-19 | | | | | | 1 | | | |
| | All program completers, 2017-18 | 1 | | | | 165 | 6 | | | |
| | All program completers, 2016-17 | 4 | | | | 165 | 40 | 40 | 100% | 175 |
| ELEM ED MULTI SUBJ READING LANG ARTS (5002) Test Company: ETS Score Range: 100-200 | All enrolled students who have completed all nonclinical courses, 2018-19 | 15 | 15 | 100% | 170 | 157 | 337 | 321 | 95% | 169 |
| | Other enrolled students, 2018-19 | 46 | 39 | 85% | 165 | 157 | 911 | 819 | 90% | 168 |
| | All program completers, 2018-19 | 55 | 55 | 100% | 168 | 157 | 1112 | 1088 | 98% | 170 |
| | All program completers, 2017-18 | 61 | 61 | 100% | 172 | 157 | 1118 | 1103 | 99% | 171 |
| | All program completers, 2016-17 | 68 | 68 | 100% | 169 | 157 | 1361 | 1339 | 98% | 170 |
| ELEM ED MULTI SUBJ SCIENCES (DISC) (5035) Test Company: ETS Score Range: 100-200 | All enrolled students who have completed all nonclinical courses, 2018-19 | | | | | | 1 | | | |
| | Other enrolled students, 2018-19 | | | | | | 2 | | | |
| | All program completers, 2018-19 | | | | | | 1 | | | |
| | All program completers, 2017-18 | 1 | | | | 159 | 7 | | | |
| | All program completers, 2016-17 | 4 | | | | 159 | 40 | 39 | 98% | 171 |

Single Assessment Institution-Level Pass Rate Data: *Traditional Teacher Preparation Program Within IHE*

| | |
|--|--|
|  | HEOA - Title II 2018 - 2019 Academic Year |
| | Institution Name |
| | Institution Code |
| | State |

MONMOUTH UNIVERSITY


2416

New Jersey

February 3, 2020

| Assessment Information ¹ | Group | Number Taking Assessment | Number Passing Assessment | Institutional Pass Rate | Institutional Average Scaled Score | Assessment Cut Score ² | Statewide | | | |
|---|---|--------------------------|---------------------------|-------------------------|------------------------------------|-----------------------------------|--------------------------|---------------------------|---------------------|--------------------------------|
| | | | | | | | Number Taking Assessment | Number Passing Assessment | Statewide Pass Rate | Statewide Average Scaled Score |
| ELEM ED MULTI SUBJ SCIENCES (5005) Test Company: ETS Score Range: 100-200 | All enrolled students who have completed all nonclinical courses, 2018-19 | 15 | 15 | 100% | 171 | 155 | 336 | 306 | 91% | 168 |
| | Other enrolled students, 2018-19 | 44 | 36 | 82% | 162 | 155 | 892 | 766 | 86% | 166 |
| | All program completers, 2018-19 | 55 | 55 | 100% | 169 | 155 | 1113 | 1086 | 98% | 170 |
| | All program completers, 2017-18 | 61 | 61 | 100% | 170 | 155 | 1120 | 1103 | 98% | 170 |
| | All program completers, 2016-17 | 68 | 68 | 100% | 169 | 155 | 1361 | 1333 | 98% | 170 |
| ELEM ED MULTI SUBJ SOCIAL STUDIES (DISC) (5034) Test Company: ETS Score Range: 100-200 | All enrolled students who have completed all nonclinical courses, 2018-19 | | | | | | 1 | | | |
| | Other enrolled students, 2018-19 | | | | | | 1 | | | |
| | All program completers, 2018-19 | | | | | | 1 | | | |
| | All program completers, 2017-18 | 1 | | | | 155 | 6 | | | |
| | All program completers, 2016-17 | 4 | | | | 155 | 40 | 39 | 98% | 166 |
| ELEM ED MULTI SUBJ SOCIAL STUDIES (5004) Test Company: ETS Score Range: 100-200 | All enrolled students who have completed all nonclinical courses, 2018-19 | 15 | 15 | 100% | 164 | 155 | 335 | 285 | 85% | 164 |
| | Other enrolled students, 2018-19 | 44 | 33 | 75% | 160 | 155 | 896 | 703 | 78% | 162 |
| | All program completers, 2018-19 | 55 | 55 | 100% | 164 | 155 | 1113 | 1064 | 96% | 166 |
| | All program completers, 2017-18 | 61 | 61 | 100% | 166 | 155 | 1119 | 1085 | 97% | 167 |
| | All program completers, 2016-17 | 68 | 68 | 100% | 165 | 155 | 1361 | 1324 | 97% | 167 |
| ENG LANG LIT COMP CONTENT KNOWLEDGE (DISC) (0041) Test Company: ETS Score Range: 100-200 | All enrolled students who have completed all nonclinical courses, 2018-19 | | | | | | | | | |
| | Other enrolled students, 2018-19 | | | | | | | | | |
| | All program completers, 2018-19 | | | | | | | | | |
| | All program completers, 2017-18 | | | | | | | | | |
| | All program completers, 2016-17 | | | | | | 1 | | | |

Single Assessment Institution-Level Pass Rate Data: *Traditional Teacher Preparation Program Within IHE*

| | |
|--|--|
|  | HEOA - Title II 2018 - 2019 Academic Year |
| | Institution Name |
| | Institution Code |
| | State |

MONMOUTH UNIVERSITY


2416

New Jersey

February 3, 2020

| Assessment Information ¹ | Group | Number Taking Assessment | Number Passing Assessment | Institutional Pass Rate | Institutional Average Scaled Score | Assessment Cut Score ² | Statewide | | | |
|--|---|--------------------------|---------------------------|-------------------------|------------------------------------|-----------------------------------|--------------------------|---------------------------|---------------------|--------------------------------|
| | | | | | | | Number Taking Assessment | Number Passing Assessment | Statewide Pass Rate | Statewide Average Scaled Score |
| ENGLISH LANGUAGE ARTS: CK (5038) Test Company: ETS Score Range: 100-200 | All enrolled students who have completed all nonclinical courses, 2018-19 | 1 | | | | 167 | 38 | 38 | 100% | 179 |
| | Other enrolled students, 2018-19 | 8 | | | | 167 | 154 | 133 | 86% | 175 |
| | All program completers, 2018-19 | 10 | 10 | 100% | 175 | 167 | 211 | 206 | 98% | 178 |
| | All program completers, 2017-18 | 15 | 15 | 100% | 176 | 167 | 213 | 209 | 98% | 179 |
| | All program completers, 2016-17 | 13 | 13 | 100% | 178 | 167 | 244 | 242 | 99% | 178 |
| FRENCH WORLD LANGUAGE (5174) Test Company: ETS Score Range: 100-200 | All enrolled students who have completed all nonclinical courses, 2018-19 | | | | | | 2 | | | |
| | Other enrolled students, 2018-19 | | | | | | | | | |
| | All program completers, 2018-19 | | | | | | 1 | | | |
| | All program completers, 2017-18 | | | | | | 4 | | | |
| GENERAL SCI CONTENT KNOWLEDGE (0435) Test Company: ETS Score Range: 100-200 | All enrolled students who have completed all nonclinical courses, 2018-19 | | | | | | 19 | 16 | 84% | 163 |
| | Other enrolled students, 2018-19 | 5 | | | | 152 | 66 | 54 | 82% | 164 |
| | All program completers, 2018-19 | 6 | | | | 152 | 89 | 88 | 99% | 167 |
| | All program completers, 2017-18 | 6 | | | | 152 | 105 | 103 | 98% | 167 |
| | All program completers, 2016-17 | 3 | | | | 152 | 113 | 112 | 99% | 168 |
| GERMAN WORLD LANGUAGE (5183) Test Company: ETS Score Range: 100-200 | All enrolled students who have completed all nonclinical courses, 2018-19 | | | | | | | | | |
| | Other enrolled students, 2018-19 | | | | | | | | | |
| | All program completers, 2018-19 | | | | | | | | | |
| | All program completers, 2017-18 | | | | | | 1 | | | |
| All program completers, 2016-17 | | | | | | | | | | |

Single Assessment Institution-Level Pass Rate Data: Traditional Teacher Preparation Program Within IHE

| | |
|--|--|
|  | HEOA - Title II 2018 - 2019 Academic Year |
| | Institution Name |
| | Institution Code |
| | State |

MONMOUTH UNIVERSITY

2416

New Jersey

February 3, 2020

| Assessment Information ¹ | Group | Number Taking Assessment | Number Passing Assessment | Institutional Pass Rate | Institutional Average Scaled Score | Assessment Cut Score ² | Statewide | | | |
|--|---|--------------------------|---------------------------|-------------------------|------------------------------------|-----------------------------------|--------------------------|---------------------------|---------------------|--------------------------------|
| | | | | | | | Number Taking Assessment | Number Passing Assessment | Statewide Pass Rate | Statewide Average Scaled Score |
| HEALTH AND PE (DISC) (5856) Test Company: ETS Score Range: 100-200 | All enrolled students who have completed all nonclinical courses, 2018-19 | | | | | | | | | |
| | Other enrolled students, 2018-19 | | | | | | | | | |
| | All program completers, 2018-19 | | | | | | | | | |
| | All program completers, 2017-18 | | | | | | 1 | | | |
| | All program completers, 2016-17 | | | | | | 3 | | | |
| HEALTH AND PE (5857) Test Company: ETS Score Range: 100-200 | All enrolled students who have completed all nonclinical courses, 2018-19 | 1 | | | | 160 | 25 | 23 | 92% | 168 |
| | Other enrolled students, 2018-19 | 3 | | | | 160 | 103 | 86 | 83% | 165 |
| | All program completers, 2018-19 | 5 | | | | 160 | 122 | 117 | 96% | 168 |
| | All program completers, 2017-18 | 7 | | | | 160 | 146 | 146 | 100% | 169 |
| | All program completers, 2016-17 | 8 | | | | 160 | 170 | 169 | 99% | 168 |
| MARKETING EDUCATION (5561) Test Company: ETS Score Range: 100-200 | All enrolled students who have completed all nonclinical courses, 2018-19 | | | | | | | | | |
| | Other enrolled students, 2018-19 | | | | | | 1 | | | |
| | All program completers, 2018-19 | | | | | | | | | |
| | All program completers, 2017-18 | | | | | | | | | |
| | All program completers, 2016-17 | | | | | | 3 | | | |
| MATHEMATICS CONTENT KNOWLEDGE (5161) Test Company: ETS Score Range: 100-200 | All enrolled students who have completed all nonclinical courses, 2018-19 | 1 | | | | 160 | 23 | 18 | 78% | 166 |
| | Other enrolled students, 2018-19 | 7 | | | | 160 | 105 | 56 | 53% | 159 |
| | All program completers, 2018-19 | 7 | | | | 160 | 133 | 125 | 94% | 171 |
| | All program completers, 2017-18 | 4 | | | | 160 | 121 | 114 | 94% | 168 |
| | All program completers, 2016-17 | 7 | | | | 160 | 158 | 155 | 98% | 168 |

Single Assessment Institution-Level Pass Rate Data: *Traditional Teacher Preparation Program Within IHE*




**HEOA - Title II
2018 - 2019 Academic Year**

| | |
|-------------------------|---------------------|
| Institution Name | MONMOUTH UNIVERSITY |
| Institution Code | 2416 |
| State | New Jersey |

February 3, 2020

| Assessment Information ¹ | Group | Number Taking Assessment | Number Passing Assessment | Institutional Pass Rate | Institutional Average Scaled Score | Assessment Cut Score ² | Statewide | | | | |
|---|---|--------------------------|---------------------------|-------------------------|------------------------------------|-----------------------------------|--------------------------|---------------------------|---------------------|--------------------------------|-----|
| | | | | | | | Number Taking Assessment | Number Passing Assessment | Statewide Pass Rate | Statewide Average Scaled Score | |
| MIDDLE SCHOOL ENG LANG ARTS (5047) Test Company: ETS Score Range: 100-200 | All enrolled students who have completed all nonclinical courses, 2018-19 | | | | | | | | | | |
| | Other enrolled students, 2018-19 | | | | | | | | | | |
| | All program completers, 2018-19 | | | | | | | | | | |
| | All program completers, 2017-18 | | | | | | | | | | |
| | All program completers, 2016-17 | | | | | | | 14 | 13 | 93% | 168 |
| MIDDLE SCHOOL MATHEMATICS (5169) Test Company: ETS Score Range: 100-200 | All enrolled students who have completed all nonclinical courses, 2018-19 | | | | | | | | | | |
| | Other enrolled students, 2018-19 | | | | | | 7 | | | | |
| | All program completers, 2018-19 | | | | | | | | | | |
| | All program completers, 2017-18 | | | | | | | | | | |
| | All program completers, 2016-17 | | | | | | | 28 | 28 | 100% | 176 |
| MIDDLE SCHOOL SCIENCE (5440) Test Company: ETS Score Range: 100-200 | All enrolled students who have completed all nonclinical courses, 2018-19 | | | | | | | | | | |
| | Other enrolled students, 2018-19 | | | | | | 1 | | | | |
| | All program completers, 2018-19 | | | | | | | | | | |
| | All program completers, 2017-18 | | | | | | | | | | |
| | All program completers, 2016-17 | | | | | | | 32 | 30 | 94% | 157 |
| MIDDLE SCHOOL SOCIAL STUDIES (5089) Test Company: ETS Score Range: 100-200 | All enrolled students who have completed all nonclinical courses, 2018-19 | | | | | | | | | | |
| | Other enrolled students, 2018-19 | | | | | | 1 | | | | |
| | All program completers, 2018-19 | | | | | | | | | | |
| | All program completers, 2017-18 | | | | | | | | | | |
| | All program completers, 2016-17 | | | | | | | 15 | 15 | 100% | 171 |

Single Assessment Institution-Level Pass Rate Data: *Traditional Teacher Preparation Program Within IHE*

| | |
|--|--|
|  | HEOA - Title II 2018 - 2019 Academic Year |
| | Institution Name |
| | Institution Code |
| | State |

MONMOUTH UNIVERSITY


2416

New Jersey

February 3, 2020

| Assessment Information ¹ | Group | Number Taking Assessment | Number Passing Assessment | Institutional Pass Rate | Institutional Average Scaled Score | Assessment Cut Score ² | Statewide | | | |
|---|---|--------------------------|---------------------------|-------------------------|------------------------------------|-----------------------------------|--------------------------|---------------------------|---------------------|--------------------------------|
| | | | | | | | Number Taking Assessment | Number Passing Assessment | Statewide Pass Rate | Statewide Average Scaled Score |
| MUSIC CONTENT KNOWLEDGE (0113) Test Company: ETS Score Range: 100-200 | All enrolled students who have completed all nonclinical courses, 2018-19 | 1 | | | | 153 | 20 | 20 | 100% | 166 |
| | Other enrolled students, 2018-19 | 2 | | | | 153 | 60 | 52 | 87% | 165 |
| | All program completers, 2018-19 | 2 | | | | 153 | 138 | 136 | 99% | 169 |
| | All program completers, 2017-18 | 6 | | | | 153 | 146 | 144 | 99% | 169 |
| | All program completers, 2016-17 | 2 | | | | 153 | 129 | 129 | 100% | 169 |
| PHYSICAL ED CONTENT KNOWLEDGE (5091) Test Company: ETS Score Range: 100-200 | All enrolled students who have completed all nonclinical courses, 2018-19 | | | | | | | | | |
| | Other enrolled students, 2018-19 | | | | | | 5 | | | |
| | All program completers, 2018-19 | | | | | | | | | |
| | All program completers, 2017-18 | | | | | | | | | |
| PHYSICS CONTENT KNOWLEDGE (5265) Test Company: ETS Score Range: 100-200 | All enrolled students who have completed all nonclinical courses, 2018-19 | | | | | | 2 | | | |
| | Other enrolled students, 2018-19 | | | | | | 11 | 10 | 91% | 164 |
| | All program completers, 2018-19 | | | | | | 10 | 10 | 100% | 162 |
| | All program completers, 2017-18 | | | | | | 20 | 20 | 100% | 165 |
| | All program completers, 2016-17 | | | | | | 20 | 20 | 100% | 167 |
| SOCIAL STUDIES CONTENT KNOWLEDGE (0081) Test Company: ETS Score Range: 100-200 | All enrolled students who have completed all nonclinical courses, 2018-19 | | | | | | 62 | 49 | 79% | 163 |
| | Other enrolled students, 2018-19 | 11 | 9 | 82% | 166 | 157 | 170 | 134 | 79% | 166 |
| | All program completers, 2018-19 | 9 | | | | 157 | 178 | 172 | 97% | 168 |
| | All program completers, 2017-18 | 5 | | | | 157 | 189 | 181 | 96% | 168 |
| | All program completers, 2016-17 | 9 | | | | 157 | 224 | 218 | 97% | 167 |

Single Assessment Institution-Level Pass Rate Data: *Traditional Teacher Preparation Program Within IHE*

| | |
|--|--|
|  | HEOA - Title II 2018 - 2019 Academic Year |
| | Institution Name |
| | Institution Code |
| | State |

MONMOUTH UNIVERSITY


2416

New Jersey

February 3, 2020

| Assessment Information ¹ | Group | Number Taking Assessment | Number Passing Assessment | Institutional Pass Rate | Institutional Average Scaled Score | Assessment Cut Score ² | Statewide | | | |
|---|---|--------------------------|---------------------------|-------------------------|------------------------------------|-----------------------------------|--------------------------|---------------------------|---------------------|--------------------------------|
| | | | | | | | Number Taking Assessment | Number Passing Assessment | Statewide Pass Rate | Statewide Average Scaled Score |
| SPANISH WORLD LANGUAGE (5195) Test Company: ETS Score Range: 100-200 | All enrolled students who have completed all nonclinical courses, 2018-19 | 1 | | | | 168 | 7 | | | |
| | Other enrolled students, 2018-19 | | | | | | 18 | 14 | 78% | 169 |
| | All program completers, 2018-19 | 2 | | | | 168 | 17 | 15 | 88% | 179 |
| | All program completers, 2017-18 | 3 | | | | 168 | 28 | 28 | 100% | 179 |
| | All program completers, 2016-17 | 2 | | | | 168 | 36 | 36 | 100% | 180 |
| SPEECH COMMUNICATION: CK (5221) Test Company: ETS Score Range: 100-200 | All enrolled students who have completed all nonclinical courses, 2018-19 | | | | | | | | | |
| | Other enrolled students, 2018-19 | | | | | | 1 | | | |
| | All program completers, 2018-19 | | | | | | | | | |
| | All program completers, 2017-18 | | | | | | | | | |
| TECHNOLOGY EDUCATION (5051) Test Company: ETS Score Range: 100-200 | All enrolled students who have completed all nonclinical courses, 2018-19 | | | | | | 4 | | | |
| | Other enrolled students, 2018-19 | | | | | | 3 | | | |
| | All program completers, 2018-19 | | | | | | 7 | | | |
| | All program completers, 2017-18 | | | | | | 9 | | | |
| | All program completers, 2016-17 | | | | | | 7 | | | |
| THEATRE (5641) Test Company: ETS Score Range: 100-200 | All enrolled students who have completed all nonclinical courses, 2018-19 | | | | | | 1 | | | |
| | Other enrolled students, 2018-19 | | | | | | 4 | | | |
| | All program completers, 2018-19 | | | | | | 3 | | | |
| | All program completers, 2017-18 | | | | | | 4 | | | |
| | All program completers, 2016-17 | | | | | | 3 | | | |

Single Assessment Institution-Level Pass Rate Data: *Traditional Teacher Preparation Program Within IHE*

| | |
|--|--|
|  | HEOA - Title II 2018 - 2019 Academic Year |
| | Institution Name |
| | Institution Code |
| | State |

MONMOUTH UNIVERSITY


2416

New Jersey

February 3, 2020

| Assessment Information ¹ | Group | Number Taking Assessment | Number Passing Assessment | Institutional Pass Rate | Institutional Average Scaled Score | Assessment Cut Score ² | Statewide | | | |
|---|---|--------------------------|---------------------------|-------------------------|------------------------------------|-----------------------------------|--------------------------|---------------------------|---------------------|--------------------------------|
| | | | | | | | Number Taking Assessment | Number Passing Assessment | Statewide Pass Rate | Statewide Average Scaled Score |
| OPI ENGLISH (ACT1005) Test Company: ACTFL* Score Range: 1-10 | All enrolled students who have completed all nonclinical courses, 2018-19 | | | | | | 4 | | | |
| | Other enrolled students, 2018-19 | | | | | | 14 | 14 | 100% | 10 |
| | All program completers, 2018-19 | 1 | | | | 7 | 14 | 14 | 100% | 10 |
| | All program completers, 2017-18 | | | | | | 15 | 15 | 100% | 10 |
| | All program completers, 2016-17 | | | | | | | | | |
| OPI FRENCH (ACT1006) Test Company: ACTFL* Score Range: 1-10 | All enrolled students who have completed all nonclinical courses, 2018-19 | | | | | | | | | |
| | Other enrolled students, 2018-19 | | | | | | 1 | | | |
| | All program completers, 2018-19 | | | | | | 1 | | | |
| | All program completers, 2017-18 | | | | | | 4 | | | |
| | All program completers, 2016-17 | | | | | | 2 | | | |
| OPI GERMAN (ACT1007) Test Company: ACTFL* Score Range: 1-10 | All enrolled students who have completed all nonclinical courses, 2018-19 | | | | | | | | | |
| | Other enrolled students, 2018-19 | | | | | | | | | |
| | All program completers, 2018-19 | | | | | | | | | |
| | All program completers, 2017-18 | | | | | | 1 | | | |
| | All program completers, 2016-17 | | | | | | | | | |
| OPI ITALIAN (ACT1010) Test Company: ACTFL* Score Range: 1-10 | All enrolled students who have completed all nonclinical courses, 2018-19 | | | | | | | | | |
| | Other enrolled students, 2018-19 | | | | | | | | | |
| | All program completers, 2018-19 | | | | | | | | | |
| | All program completers, 2017-18 | | | | | | | | | |
| | All program completers, 2016-17 | | | | | | 1 | | | |

Single Assessment Institution-Level Pass Rate Data: Traditional Teacher Preparation Program Within IHE

| | |
|--|--|
|  | HEOA - Title II 2018 - 2019 Academic Year |
| | Institution Name |
| | Institution Code |
| | State |

MONMOUTH UNIVERSITY

2416

New Jersey

February 3, 2020

| Assessment Information ¹ | Group | Number Taking Assessment | Number Passing Assessment | Institutional Pass Rate | Institutional Average Scaled Score | Assessment Cut Score ² | Statewide | | | |
|--|---|--------------------------|---------------------------|-------------------------|------------------------------------|-----------------------------------|--------------------------|---------------------------|---------------------|--------------------------------|
| | | | | | | | Number Taking Assessment | Number Passing Assessment | Statewide Pass Rate | Statewide Average Scaled Score |
| OPI KOREAN (ACT1012) Test Company: ACTFL* Score Range: 1-10 | All enrolled students who have completed all nonclinical courses, 2018-19 | | | | | | | | | |
| | Other enrolled students, 2018-19 | | | | | | 1 | | | |
| | All program completers, 2018-19 | | | | | | | | | |
| | All program completers, 2017-18 | | | | | | | | | |
| | All program completers, 2016-17 | | | | | | | | | |
| OPI MANDARIN (ACT1013) Test Company: ACTFL* Score Range: 1-10 | All enrolled students who have completed all nonclinical courses, 2018-19 | | | | | | | | | |
| | Other enrolled students, 2018-19 | | | | | | 1 | | | |
| | All program completers, 2018-19 | | | | | | | | | |
| | All program completers, 2017-18 | | | | | | | | | |
| | All program completers, 2016-17 | | | | | | 2 | | | |
| OPI SPANISH (ACT1018) Test Company: ACTFL* Score Range: 1-10 | All enrolled students who have completed all nonclinical courses, 2018-19 | | | | | | 2 | | | |
| | Other enrolled students, 2018-19 | | | | | | 7 | | | |
| | All program completers, 2018-19 | 1 | | | | 7 | 9 | | | |
| | All program completers, 2017-18 | 3 | | | | 7 | 19 | 19 | 100% | 8 |
| | All program completers, 2016-17 | 2 | | | | 7 | 29 | 26 | 90% | 7 |
| WPT ENGLISH (ACT2004) Test Company: ACTFL* Score Range: 1-10 | All enrolled students who have completed all nonclinical courses, 2018-19 | | | | | | 4 | | | |
| | Other enrolled students, 2018-19 | | | | | | 14 | 14 | 100% | 9 |
| | All program completers, 2018-19 | 2 | | | | 7 | 11 | 11 | 100% | 10 |
| | All program completers, 2017-18 | | | | | | 12 | 12 | 100% | 9 |
| | All program completers, 2016-17 | | | | | | | | | |

Note: In cases where there are less than ten students taking the assessment or license/certificate, the number passing and pass rate are not reported.

¹Tests with multiple delivery options (computer, paper, etc.) will be noted with the assessment code for one format only.

²Cut scores may vary for groups depending upon when the cut scores are established by the state and when each group completed their teacher certification or licensure assessment.

*Questions regarding tests listed by this testing company must be addressed to your state Title II Coordinator.

**Summary Institution-Level Pass Rate Data: Traditional Teacher Preparation Program
Within IHE**



**HEOA - Title II
2018 - 2019 Academic
Year**

| | | | | | | |
|---|------------------------------------|-------------------------------------|------------------------------------|---|--|--------------------------------|
| Institution Name | MONMOUTH UNIVERSITY | | | | | |
| Institution Code | 2416 | | | | | |
| State | New Jersey | | | | | |
| | | | | | | February 3, 2020 |
| | | | | Statewide | | |
| Group | Taking Assessment 1 | Passing Assessment 2 | Institutional Pass Rate | Number Taking Assessment¹ | Number Passing Assessment² | Statewide Pass Rate |
| All program completers, 2018-19 | 100 | 100 | 100% | 2287 | 2189 | 96% |
| All program completers, 2017-18 | 121 | 121 | 100% | 2378 | 2314 | 97% |
| All program completers, 2016-17 | 133 | 133 | 100% | 2812 | 2750 | 98% |
| | | | | | | |
| | | | | | | |
| Note: In cases where there are less than ten students taking the assessment or license/certificate, the number passing and pass rate are not reported. | | | | | | |
| ¹ Number of completers taking one or more assessments within their area of specialization. | | | | | | |
| ² Summary level "Number Taking Assessment" may differ from assessment level "Number Taking Assessment" because each student is counted once at multiple assessments at the assessment level. | | | | | | |

High Leverage Teaching Practices Proficiency Rubrics

School of Education
Monmouth University

Spring 2019 Monmouth
High Leverage Teaching Practice Proficiency Rubric Final

| | EPP | UG | MAT | ELEM | P3 | Math | HEPE | Spanish |
|---|-------|-------|------|-------|-------|-------|------|---------|
| | n= 20 | n= 14 | n= 6 | n= 13 | n = 2 | n = 1 | n= 2 | n =1 |
| STANDARD 1: Learner Development | 2.65 | 2.64 | 2.67 | 2.62 | 3.00 | 3 | 2.5 | 2 |
| STANDARD 2: Learning Differences | 2.7 | 2.64 | 2.83 | 2.69 | 3.50 | 2 | 2 | 3 |
| STANDARD 3: Learning Environments | 3.15 | 3.14 | 3.17 | 3.08 | 4.00 | 3 | 2.5 | 3 |
| STANDARDS 4 and 5: Content Knowledge and Application of Content | 2.7 | 2.71 | 2.67 | 2.62 | 3.50 | 4 | 2 | 2 |
| STANDARD 6: Assessment | 2.4 | 2.36 | 2.50 | 2.31 | 3.00 | 3 | 2 | 2 |
| STANDARD 7: Planning for Instruction | 2.85 | 2.79 | 3.00 | 2.77 | 4.00 | 3 | 2.5 | 2 |
| STANDARD 8: Instructional Strategies | 2.7 | 2.64 | 2.83 | 2.69 | 3.50 | 2 | 2 | 3 |
| STANDARD 9: Professional Learning and Ethical Practice (NJPST 9 and 11) | 3.1 | 3.00 | 3.33 | 3.15 | 3.50 | 3 | 2.5 | 4 |
| STANDARD 10: Leadership and Collaboration | 2.85 | 2.64 | 3.33 | 2.85 | 3.50 | 3 | 2.5 | 3 |

| |
|----------------------------------|
| Does Not Meet Expectations: 1 pt |
| Approaching Expectations: 2 Pts |
| Meets Approaching : 3 pts |
| Exceeds Expectations: 4 pts. |

Candidate Preservice Assessment of Student Teaching (CPAST)

School of Education
Monmouth University

Spring 2019 CPAST FINAL
Monmouth University

| | EPP (n=77) | UG (N= 62) | MAT (n= 18) | ELEM (n=42) | Math (n= 3) | Science (n=4) | English (n= 7) | Soc. Stud. (n= 10) | HEPE (n=3) | Music (N=) | Spanish (n=1) |
|--|---------------|---------------|----------------|----------------|----------------|------------------|-------------------|--------------------------|---------------|----------------|------------------|
| A. Focus for Learning: Standards and Objectives /Targets | 2.78 | 2.79 | 2.72 | 2.81 | 2.67 | 2.60 | 2.86 | 2.90 | 3.00 | 3.00 | 3.00 |
| B. Materials and Resources | 2.76 | 2.79 | 2.67 | 2.76 | 2.67 | 2.40 | 2.86 | 2.90 | 3.00 | 3.00 | 1.00 |
| C. Assessment of P-12 Learning | 2.61 | 2.63 | 2.56 | 2.64 | 2.33 | 2.60 | 2.71 | 2.40 | 3.00 | 3.00 | 1.00 |
| D. Differentiated Methods | 2.56 | 2.55 | 2.61 | 2.60 | 2.33 | 2.60 | 2.71 | 2.40 | 3.00 | 3.00 | 1.00 |
| E. Learning Target and Directions | 2.81 | 2.84 | 2.72 | 2.86 | 3.00 | 2.60 | 2.86 | 2.80 | 3.00 | 3.00 | 1.00 |
| F. Critical Thinking | 2.54 | 2.52 | 2.61 | 2.48 | 2.00 | 2.80 | 2.71 | 2.80 | 3.00 | 2.50 | 1.00 |
| G. Checking for Understanding and Adjusting Instruction through Formative Assessment | 2.68 | 2.66 | 2.72 | 2.74 | 2.67 | 2.40 | 2.86 | 2.50 | 3.00 | 3.00 | 1.00 |
| H. Digital Tools and Resources | 2.79 | 2.82 | 2.67 | 2.81 | 2.33 | 3.00 | 2.86 | 2.90 | 2.67 | 3.00 | 2.00 |
| I. Safe and Respectful Learning Environment | 2.85 | 2.87 | 2.78 | 2.88 | 2.67 | 2.80 | 2.86 | 3.00 | 3.00 | 3.00 | 1.00 |
| J. Data-Guided Instruction | 2.46 | 2.50 | 2.33 | 2.45 | 2.67 | 2.60 | 2.43 | 2.40 | 3.00 | 2.50 | 1.00 |
| K. Feedback to Learners | 2.78 | 2.77 | 2.78 | 2.81 | 2.33 | 2.60 | 2.86 | 2.70 | 3.00 | 3.00 | 2.00 |
| L. Assessment Techniques | 2.50 | 2.53 | 2.39 | 2.52 | 2.33 | 2.60 | 2.57 | 2.30 | 3.00 | 2.50 | 2.00 |
| M. Connections to Research and Theory | 2.46 | 2.48 | 2.39 | 2.45 | 2.00 | 1.80 | 2.71 | 2.60 | 3.00 | 3.00 | 0.00 |
| N. Participates in Professional Development (PD) | 2.55 | 2.53 | 2.61 | 2.62 | 2.00 | 1.80 | 2.86 | 2.40 | 3.00 | 3.00 | 2.00 |
| O. Demonstrates Effective Communication with Parents or Legal Guardians | 2.43 | 2.48 | 2.22 | 2.50 | 2.33 | 2.60 | 2.71 | 2.30 | 2.33 | 2.50 | 1.00 |
| P. Demonstrates Punctuality | 2.91 | 2.94 | 2.83 | 2.90 | 3.00 | 2.80 | 2.86 | 3.00 | 3.00 | 3.00 | 3.00 |
| Q. Meets Deadlines and Obligations | 2.86 | 2.89 | 2.78 | 2.83 | 3.00 | 2.80 | 2.86 | 2.90 | 3.00 | 3.00 | 2.00 |
| R. Preparation | 2.84 | 2.87 | 2.72 | 2.88 | 2.67 | 2.60 | 2.86 | 3.00 | 3.00 | 3.00 | 1.00 |
| S. Collaboration | 2.84 | 2.82 | 2.89 | 2.86 | 2.33 | 2.60 | 2.86 | 3.00 | 3.00 | 3.00 | 1.00 |
| T. Advocacy to Meet the Needs of Learners or for the Teaching Profession | 2.61 | 2.61 | 2.61 | 2.71 | 2.67 | 2.40 | 2.86 | 2.40 | 2.67 | 2.50 | 0.00 |
| U. Responds Positively to Feedback and Constructive Criticism | 2.89 | 2.92 | 2.78 | 2.90 | 3.00 | 2.60 | 2.86 | 3.00 | 3.00 | 3.00 | 1.00 |

Emerging: 1

Meets Expectation: 2

Exceeds Expectation: 3

edTPA

School of Education
Monmouth University

INTASC Category 1 The Learner and Learning (Standards 1-3):

edTPA SPRING 2019

| INTASC/NJPST Standards | CAEP Standards | Rubrics | | | EPP | Elementary | Spanish | History-Secondary | English - Secondary | Science - Secondary | Early Childhood Ed | Mathematics - Secondary | Performing Arts | Health Education | Physical Education |
|------------------------|--|---------|--|--------------|------|------------|---------|-------------------|---------------------|---------------------|--------------------|-------------------------|-----------------|------------------|--------------------|
| | | | | | N=82 | N=44 | N=1 | N=10 | N=7 | N=6 | N=2 | N=7 | N=2 | N=2 | N=1 |
| 2, 3, 4, 7, 8 | 1.1, 1.2, 1.4, 1.5, 3.3 | 1 | Planning for Content Understandings | Mean: | 2.60 | 2.50 | 3.00 | 2.90 | 2.90 | 2.30 | 3.00 | 2.60 | 3.50 | 2.50 | 3.00 |
| 1, 2, 4, 7, 8 | 1.1, 1.2, 1.4, 3.3, 3.6 | 2 | Planning to Support Varied Student Needs | Mean: | 2.80 | 2.80 | 2.00 | 2.80 | 3.10 | 2.50 | 3.00 | 2.40 | 3.00 | 3.00 | 4.00 |
| 1, 2, 4, 7 | 1.1, 1.2, 1.4, 1.5, 3.3 | 3 | Using Knowledge of Students to Inform Teaching and Learning | Mean: | 2.90 | 3.00 | 3.00 | 2.70 | 3.00 | 2.50 | 3.00 | 2.70 | 3.00 | 2.50 | 3.00 |
| 1, 2, 4, 5, 8 | 1.1, 1.2, 1.3, 1.4, 1.5, 3.3, 3.5, 3.6 | 4 | Identifying and Supporting Language Demands | Mean: | 2.70 | 2.70 | 0.00 | 2.70 | 3.10 | 2.00 | 3.00 | 2.40 | 3.00 | 3.00 | 3.00 |
| 1, 6, 8 | 1.1, 1.2, 1.4, 1.5 | 5 | Planning Assessments to Monitor and Support Student Learning | Mean: | 2.70 | 2.50 | 3.00 | 2.80 | 3.00 | 2.70 | 3.00 | 2.30 | 4.00 | 2.50 | 3.00 |
| 2, 3, 8 | 1.1, 1.2, 1.4, 1.5, 3.3, 3.6 | 6 | Learning Environment | Mean: | 3.00 | 3.00 | 2.00 | 2.90 | 3.00 | 3.00 | 3.00 | 3.00 | 3.00 | 3.00 | 3.00 |
| 2, 3, 4, 5, 8 | 1.1, 1.2, 1.3, 1.4, 1.5, 3.3, 3.5, 3.6 | 7 | Engaging Students in Learning | Mean: | 2.70 | 2.60 | 2.00 | 2.70 | 3.00 | 2.50 | 2.50 | 2.30 | 3.50 | 2.50 | 3.00 |
| 3, 4, 5, 8 | 1.1, 1.2, 1.3, 1.4, 1.5, 3.5 | 8 | Deepening Student Learning | Mean: | 2.70 | 2.80 | 2.00 | 2.60 | 2.70 | 2.20 | 2.50 | 2.70 | 3.00 | 2.00 | 3.00 |
| 3, 4, 5, 8 | 1.1, 1.2, 1.3, 1.4, 1.5, 3.5 | 9 | Subject-Specific Pedagogy | Mean: | 2.60 | 2.60 | 1.00 | 2.70 | 2.70 | 1.70 | 2.50 | 2.90 | 2.50 | 2.00 | 3.00 |
| 1, 2, 4, 5 | 1.1, 1.2, 1.3, 1.4, 1.5, 3.3, 3.6 | 14 | Analyzing Students' Language Use and Content Learning | Mean: | 2.60 | 2.60 | 0.00 | 2.70 | 2.70 | 2.30 | 3.00 | 2.00 | 2.00 | 2.00 | 3.00 |
| | | | | Overall Mean | 2.73 | 2.71 | 1.80 | 2.75 | 2.92 | 2.37 | 2.85 | 2.53 | 3.05 | 2.50 | 3.10 |

INTASC Category 2 Content Knowledge (Standards 4 and 5):

SPRING 2019

| INTASC/NJPST Standards | CAEP Standards | Rubrics | | | EPP | Elementary | Spanish | History-Secondary | English - Secondary | Science - Secondary | Early Childhood Ed | Mathematics Secondary | Performing Arts | Health Education | Physical Education |
|------------------------|--|---------|---|-------|------|------------|---------|-------------------|---------------------|---------------------|--------------------|-----------------------|-----------------|------------------|--------------------|
| | | | | | N=82 | N=44 | N=1 | N=10 | N=7 | N=6 | N=2 | N=7 | N=2 | N=2 | N=1 |
| 2, 3, 4, 7, 8 | 1.1, 1.2, 1.4, 1.5, 3.3 | 1 | Planning for Content Understandings | Mean: | 2.60 | 2.50 | 3.00 | 2.90 | 2.90 | 2.30 | 3.00 | 2.60 | 3.50 | 2.50 | 3.00 |
| 1, 2, 4, 7, 8 | 1.1, 1.2, 1.4, 3.3, 3.6 | 2 | Planning to Support Varied Student Needs | Mean: | 2.80 | 2.80 | 2.00 | 2.80 | 3.10 | 2.50 | 3.00 | 2.40 | 3.00 | 3.00 | 4.00 |
| 1, 2, 4, 7 | 1.1, 1.2, 1.4, 1.5, 3.3 | 3 | Using Knowledge of Students to Inform Teaching and Learning | Mean: | 2.90 | 3.00 | 3.00 | 2.70 | 3.00 | 2.50 | 3.00 | 2.70 | 3.00 | 2.50 | 3.00 |
| 1, 2, 4, 5, 8 | 1.1, 1.2, 1.3, 1.4, 1.5, 3.3, 3.5, 3.6 | 4 | Identifying and Supporting Language Demands | Mean: | 2.70 | 2.70 | 0.00 | 2.70 | 3.10 | 2.00 | 3.00 | 2.40 | 3.00 | 3.00 | 3.00 |
| 2, 3, 4, 5, 8 | 1.1, 1.2, 1.3, 1.4, 1.5, 3.3, 3.5, 3.6 | 7 | Engaging Students in Learning | Mean: | 2.70 | 2.60 | 2.00 | 2.70 | 3.00 | 2.50 | 2.50 | 2.30 | 3.50 | 2.50 | 3.00 |
| 3, 4, 5, 8 | 1.1, 1.2, 1.3, 1.4, 1.5, 3.5 | 8 | Deepening Student Learning | Mean: | 2.70 | 2.80 | 2.00 | 2.60 | 2.70 | 2.20 | 2.50 | 2.70 | 3.00 | 2.00 | 3.00 |
| 3, 4, 5, 8 | 1.1, 1.2, 1.3, 1.4, 1.5, 3.5 | 9 | Subject-Specific Pedagogy | Mean: | 2.60 | 2.60 | 1.00 | 2.70 | 2.70 | 1.70 | 2.50 | 2.90 | 2.50 | 2.00 | 3.00 |
| 1, 2, 4, 5 | 1.1, 1.2, 1.3, 1.4, 1.5, 3.3, 3.6 | 14 | Analyzing Students' Language Use and Content Learning | Mean: | 2.60 | 2.60 | 0.00 | 2.70 | 2.70 | 2.30 | 3.00 | 2.00 | 2.00 | 2.00 | 3.00 |
| | | | | Mean: | 2.70 | 2.70 | 1.63 | 2.73 | 2.90 | 2.25 | 2.81 | 2.50 | 2.94 | 2.44 | 3.13 |

INTASC Category 3 Instructional Practice (Standards 6-8):

SPRING 2019

| INTASC/NJPST Standards | CAEP Standards | Rubrics | | | EPP | Elementary | Spanish | History-Secondary | English - Secondary | Science - Secondary | Early Childhood Ed | Mathematics - Secondary | Performing Arts | Health Education | Physical Education |
|------------------------|--|---------|--|-------|------|------------|---------|-------------------|---------------------|---------------------|--------------------|-------------------------|-----------------|------------------|--------------------|
| | | | | | N=82 | N=44 | N=1 | N=10 | N=7 | N=6 | N=2 | N=7 | N=2 | N=2 | N=1 |
| 2, 3, 4, 7, 8 | 1.1, 1.2, 1.4, 1.5, 3.3 | 1 | Planning for Content Understandings | Mean: | 2.60 | 2.50 | 3.00 | 2.90 | 2.90 | 2.30 | 3.00 | 2.60 | 3.50 | 2.50 | 3.00 |
| 1, 2, 4, 7, 8 | 1.1, 1.2, 1.4, 3.3, 3.6 | 2 | Planning to Support Varied Student Needs | Mean: | 2.80 | 2.80 | 2.00 | 2.80 | 3.10 | 2.50 | 3.00 | 2.40 | 3.00 | 3.00 | 4.00 |
| 1, 2, 4, 7 | 1.1, 1.2, 1.4, 1.5, 3.3 | 3 | Using Knowledge of Students to Inform Teaching and Learning | Mean: | 2.90 | 3.00 | 3.00 | 2.70 | 3.00 | 2.50 | 3.00 | 2.70 | 3.00 | 2.50 | 3.00 |
| 1, 2, 4, 5, 8 | 1.1, 1.2, 1.3, 1.4, 1.5, 3.3, 3.5, 3.6 | 4 | Identifying and Supporting Language Demands | Mean: | 2.70 | 2.70 | 0.00 | 2.70 | 3.10 | 2.00 | 3.00 | 2.40 | 3.00 | 3.00 | 3.00 |
| 1, 6, 8 | 1.1, 1.2, 1.4, 1.5 | 5 | Planning Assessments to Monitor and Support Student Learning | Mean: | 2.70 | 2.50 | 3.00 | 2.80 | 3.00 | 2.70 | 3.00 | 2.30 | 4.00 | 2.50 | 3.00 |
| 2, 3, 8 | 1.1, 1.2, 1.4, 1.5, 3.3, 3.6 | 6 | Learning Environment | Mean: | 3.00 | 3.00 | 2.00 | 2.90 | 3.00 | 3.00 | 3.00 | 3.00 | 3.00 | 3.00 | 3.00 |
| 2, 3, 4, 5, 8 | 1.1, 1.2, 1.3, 1.4, 1.5, 3.3, 3.5, 3.6 | 7 | Engaging Students in Learning | Mean: | 2.70 | 2.60 | 2.00 | 2.70 | 3.00 | 2.50 | 2.50 | 2.30 | 3.50 | 2.50 | 3.00 |
| 3, 4, 5, 8 | 1.1, 1.2, 1.3, 1.4, 1.5, 3.5 | 8 | Deepening Student Learning | Mean: | 2.70 | 2.80 | 2.00 | 2.60 | 2.70 | 2.20 | 2.50 | 2.70 | 3.00 | 2.00 | 3.00 |
| 3, 4, 5, 8 | 1.1, 1.2, 1.3, 1.4, 1.5, 3.5 | 9 | Subject-Specific Pedagogy | Mean: | 2.60 | 2.60 | 1.00 | 2.70 | 2.70 | 1.70 | 2.50 | 2.90 | 2.50 | 2.00 | 3.00 |
| 6 | 1.1, 1.2, 1.4, 1.5, 3.6 | 11 | Analysis of Student Learning | Mean: | 2.70 | 2.60 | 3.00 | 2.90 | 2.90 | 2.20 | 3.00 | 2.30 | 3.00 | 3.00 | 3.00 |
| 6 | 1.1, 1.2, 1.4, 1.5, 3.6 | 12 | Providing Feedback to Guide Learning | Mean: | 3.20 | 3.00 | 3.00 | 3.10 | 3.90 | 2.20 | 3.00 | 3.40 | 4.50 | 3.50 | 3.00 |
| 6 | 1.1, 1.2, 1.4, 1.5, 3.6 | 13 | Student Use of Feedback | Mean: | 2.70 | 2.60 | 1.00 | 2.50 | 2.90 | 2.00 | 3.00 | 2.30 | 3.50 | 2.50 | 2.00 |
| 6, 7, 8, 9 | 1.1, 1.2, 1.3, 1.4, 1.5, 3.3, 3.5, 3.6 | 15 | Using Assessment to Inform Instruction | Mean: | 2.90 | 2.80 | 2.00 | 3.00 | 3.00 | 2.00 | 3.00 | 2.30 | 4.00 | 2.50 | 3.00 |
| | | | | Mean: | 2.80 | 2.75 | 2.00 | 2.78 | 3.02 | 2.27 | 2.86 | 2.60 | 3.36 | 2.64 | 2.91 |

INTASC Category 4 Professional Responsibility (Standards 9 and 10):

SPRING 2019

| INTASC/NJPST Standards | CAEP Standards | Rubrics | | EPP | Elementary | Spanish | Primary Secondary | English Secondary | Science Secondary | Early Childhood Education | Mathematics - Elementary | Performing Arts | Health Education | Physical Education | |
|------------------------|--|---------|--|-------|------------|---------|----------------------|----------------------|----------------------|---------------------------------|-----------------------------|-----------------|------------------|--------------------|------|
| | | | | N=82 | N=44 | N=1 | N=10 | N=7 | N=6 | N=2 | N=7 | N=2 | N=2 | N=1 | |
| 9 | 1.1, 1.2, 1.4, 1.5, 3.3, 3.6 | 10 | Analyzing Teaching Effectiveness | Mean: | 2.60 | 2.60 | 1.00 | 2.70 | 2.70 | 2.20 | 2.50 | 2.30 | 3.00 | 2.50 | 2.00 |
| 6, 7, 8, 9 | 1.1, 1.2, 1.3, 1.4, 1.5, 3.3, 3.5, 3.6 | 15 | Using Assessment to Inform Instruction | Mean: | 2.90 | 2.80 | 2.00 | 3.00 | 3.00 | 2.00 | 3.00 | 2.30 | 4.00 | 2.50 | 3.00 |
| | | | | Mean | 2.75 | 2.70 | 1.50 | 2.85 | 2.85 | 2.10 | 2.75 | 2.30 | 3.50 | 2.50 | 2.50 |

Candidate EXIT Survey

School of Education
Monmouth University

Exit Survey Data Spring 2019
Monmouth University

| InTASC Categories | Exit Survey | EPP | MAT | UG | ELEM | SECond | TSD | Art, Music, Health, PE | P-3 |
|-------------------|---|-------|-------|-------|-------|--------|------|------------------------|------|
| | | N= 67 | N= 22 | N= 45 | N= 35 | N= 22 | N= 5 | N= 4 | N= 1 |
| 1 | 6. Develop Students' literacy and/or numeracy skills to enable them to construct meaning within a particular content area. (NJPST 1) | 4.33 | 4.32 | 4.33 | 4.57 | 3.86 | 4.60 | 4.75 | 3.00 |
| 1 | 8. Use strategies to support the learning of ESL/bilingual students. (NJPST 3) | 3.96 | 4.05 | 3.91 | 4.37 | 3.14 | 4.60 | 4.25 | 3.00 |
| 1 | 24. Use instructional methods related to Specialty Professional Association (SPA) Standards (NJPST 1) | 4.15 | 4.14 | 4.16 | 4.54 | 3.48 | 4.20 | 4.50 | 3.00 |
| 1 | 26. Effectively teach in my content area. (NJPST 1) | 4.45 | 4.57 | 4.40 | 4.69 | 4.05 | 4.60 | 4.75 | 3.00 |
| 2 | 5. Engage in interdisciplinary unit planning. (NJPST 4) | 4.37 | 4.36 | 4.38 | 4.66 | 3.91 | 4.40 | 4.75 | 3.00 |
| 2 | 9. Use available and appropriate resources for instructional planning. (NJPST 4) | 4.43 | 4.50 | 4.40 | 4.66 | 4.05 | 4.60 | 4.75 | 3.00 |
| 2 | 11. Use multiple assessment strategies for evaluating student learning (e.g., criterion-referenced tests, norm-referenced tests, performance-based tests, observations, formative and summative assessments, etc.). (NJPST 5) | 4.43 | 4.27 | 4.51 | 4.54 | 4.18 | 4.60 | 5.00 | 3.00 |
| 2 | 12. Understand assessment and measurement related issues to interpret test score data. (NJPST 5) | 4.18 | 4.00 | 4.27 | 4.34 | 3.82 | 4.60 | 4.50 | 3.00 |
| 2 | 28. Design learner outcomes that are linked to assessment. (NJPST 4,5) | 4.44 | 4.38 | 4.47 | 4.66 | 4.00 | 4.80 | 4.75 | 3.00 |
| 2 | 29. Compare pre and post data to analyze student learning. (NJPST 5) | 4.15 | 4.14 | 4.16 | 4.43 | 3.57 | 4.60 | 4.50 | 3.00 |
| 2 | 30. Reflect on assessment and instruction to identify ways to improve teaching and student learning. (NJPST 4, 5) | 4.41 | 4.33 | 4.44 | 4.63 | 3.95 | 4.80 | 4.75 | 3.00 |
| 3 | 4. Plan instruction based on learners' needs, developmental progress, and prior knowledge. (NJPST 7) | 4.54 | 4.64 | 4.49 | 4.69 | 4.32 | 4.60 | 4.75 | 3.00 |
| 3 | 13. Apply strategies for effective classroom environment and climate. (NJPST 6) | 4.47 | 4.41 | 4.50 | 4.63 | 4.19 | 4.80 | 4.50 | 3.00 |
| 3 | 17. Interpret and implement an Individualized Education Plan (IEP). (NJPST 7) | 4.03 | 4.14 | 3.98 | 4.29 | 3.68 | 4.00 | 4.00 | 3.00 |
| 3 | 19. Use effective verbal, non-verbal, and written communication techniques to foster learning in the classroom. (NJPST 8) | 4.32 | 4.35 | 4.31 | 4.63 | 3.90 | 4.20 | 4.50 | 3.00 |
| 4 | 20. Effectively communicate and collaborate with parents, peers, and community members. (NJPST 9) | 4.23 | 4.33 | 4.18 | 4.49 | 3.71 | 4.80 | 4.25 | 3.00 |
| 4 | 21. Effectively communicate and collaborate with school administration and other school personnel. (NJPST 9) | 4.33 | 4.33 | 4.33 | 4.49 | 3.86 | 4.80 | 4.25 | 3.00 |
| 4 | 22. Use education research to make decisions that benefit my teaching. (NJPST 10) | 4.35 | 4.57 | 4.24 | 4.57 | 3.90 | 4.60 | 4.25 | 3.00 |

| | | | | | | | | | |
|---------|--|-------------|-------------|-------------|-------------|-------------|-------------|-------------|-------------|
| 4 | 23. Engage in professional development activities and reflection to promote learning in the students I serve. (NJPST 10) | 4.34 | 4.48 | 4.27 | 4.63 | 3.76 | 4.80 | 4.67 | 3.00 |
| 4 | 27. Reflect on and develop appropriate teaching dispositions. (NJPST 10) | 4.35 | 4.48 | 4.29 | 4.60 | 3.90 | 4.40 | 4.75 | 3.00 |
| 1, 2 | 3. Use instruction methods to teach the New Jersey Core Curriculum Content Standards. (NJPST 1,4) | 4.46 | 4.64 | 4.38 | 4.71 | 4.14 | 4.20 | 4.75 | 3.00 |
| 1, 2, 3 | 18. Develop questioning techniques to stimulate critical thinking. (NJPST 2,4,8) | 4.30 | 4.33 | 4.29 | 4.60 | 3.86 | 4.20 | 4.50 | 3.00 |
| 1, 3 | 7. Identify differences in student learning styles to teach to the developmental ability of the student. (NJPST 2,3,7) | 4.43 | 4.41 | 4.44 | 4.57 | 4.18 | 4.60 | 4.75 | 3.00 |
| 1, 3 | 14. Establish a positive classroom environment conducive to learning. (NJPST 2,6) | 4.55 | 4.55 | 4.56 | 4.71 | 4.27 | 4.80 | 4.75 | 3.00 |
| 1, 3 | 16. Modify instruction to accommodate the learning needs of all students. (NJPST 3,7) | 4.33 | 4.36 | 4.31 | 4.57 | 3.95 | 4.20 | 4.75 | 3.00 |
| 2, 3 | 10. Use educational technology effectively for instruction. (NJPST 4,8) | 4.45 | 4.55 | 4.40 | 4.63 | 4.23 | 4.60 | 4.25 | 3.00 |
| 2, 3 | 15. Motivate students to engage in learning. (NJPST 4,6) | 4.47 | 4.50 | 4.45 | 4.71 | 4.05 | 4.80 | 4.50 | 3.00 |
| | 25. Use instructional methods related to New Jersey Professional Standards for Teachers. (NJPST) | 4.42 | 4.48 | 4.40 | 4.71 | 4.00 | 4.20 | 4.75 | 3.00 |
| | 31. Incorporate strategies that develop 21st century skills (creativity, collaboration, communication, and critical thinking). | 4.52 | 4.52 | 4.51 | 4.71 | 4.14 | 4.80 | 4.75 | 3.00 |
| | Overall Average | 4.35 | 4.38 | 4.34 | 4.59 | 3.93 | 4.54 | 4.58 | 3.00 |

Strongly Agree=5; Agree=4; Neutral=3; Disagree=2; Strongly Disagree=1