

# Content and Pedagogy Data + Program Impact and Outcomes Data

<Fall 2019>

School of Education  
Monmouth University

## **Praxis Content**

The Praxis© II is a proprietary content assessment that measures each candidate's knowledge and skills. The New Jersey Department of Education mandated assessment was developed and is administered by Educational Testing Services (ETS) and a passing score is required for each teacher certification (license). The passing score of each test/subtest is set by the NJDOE and can be found at

<http://www.state.nj.us/education/educators/license/gpa.htm>.

The EPP requires that all MAT students pass the Praxis© II upon enrollment, and all undergraduates pass it prior to entering full time clinical practice. All elementary majors must pass the four elementary subtest prior to starting their clinical practice: Reading and Language Arts (passing score: 157), Mathematics (157), Social Studies (155), and Science (159). All secondary education majors must pass the Praxis© II in their specific content area: English, Social Studies, Mathematics, Music, Spanish, Biology, etc. The State of New Jersey does not require a Praxis II exam for candidates seeking an endorsement in Special Education. A candidate may take the Praxis© II until they meet the required passing score and there are no limits on the number of times they can take the assessment.

## **High Leverage Teaching Practices Proficiency Rubrics**

The High Leverage Teaching Proficiency Rubrics are EPP created rubrics directly aligned to InTASC, CAEP, and the NJPST. Each Rubric covers an InTASC Standard. The assessment is administered towards the end of the 100 hour semester, which is the semester preceding full time clinical practice. Since implementing the yearlong clinical practice, the EPP recognized the need for a valid and reliable instrument to measure candidate early field experience, beyond a simple checklist. The instrument was developed using the InTASC rubrics looking at what is developmentally expected at this point in the candidate's clinical experience. It was piloted in the Spring of 2018.

## **Candidate Preservice Assessment of Student Teaching**

The Candidate Preservice Assessment Student Teaching (CPAST) is a summative assessment implemented during full-time clinical practice (i.e., the culminating field experience of a teacher preparation program). Monmouth University requires candidates complete a yearlong clinical practice. The first semester consists of 100 hours in a supervised field placement. In the second semester candidates (in most cases) remain in the same school for a full-time experience. Because the assessment is used as a coaching tool, it is used twice - once midway through the full time clinical practice and once at the end. The instrument was first administered in the Fall of 2018.

## **edTPA**

Candidates (both MAT and undergraduate) complete the edTPA assessment during their full-time clinical practice in their last semester of their initial teacher-training program. Candidates must pass the exam in order to graduate from Monmouth University and obtain teacher certification. As of the 2017-2018 school year, the State of New Jersey requires edTPA for licensure for all initial teaching program certifications. Specific requirements set forth by the New Jersey Department of Education is found at <http://www.nj.gov/education/educators/rpr/preparation/assessment/>. For the 2017-2018 and 2018-2019 school years, the pass rate has been set to scorable completion of the portfolio. The State also does not allow the edTPA assessment to be taken in Special Education, therefore candidates complete it in their primary area for certification.

### **EXIT Survey**

**Administration and Purpose:** The Exit Survey is an EPP created assessment that measures completers' perceptions of their preparation at Monmouth University upon graduation. The Exit survey is aligned with the 10 InTASC standards, New Jersey Professional Standards for Teaching (NJPST) and CAEP. The survey is intended to measure how candidates perceive their readiness to teach upon completion. It is also used to gain student feedback for program improvement. The 29 likert items, along with the open ended questions and demographic items provide the EPP with valuable information about our most important stakeholders, our candidates.

The survey is administered at the end of each semester through Foliotek once they have completed their program and are preparing for our certification meeting. Completers are able to click on the exit survey link in Foliotek and complete the survey. The survey takes approximately 15 minutes to complete.

### **Teacher Candidate Evaluation of University-Based Clinical Educator**

**Assessment Background:** Each semester teacher candidates are given the opportunity to evaluate their university based-clinical educator. The survey consists of a 26 item, 5-point Likert scale survey taken through Foliotek. Students are required to complete the survey during the last week of their clinical practice.

### **Alumni Survey**

The revised 2017 Alumni Survey (results from early Spring 2018) is based on a 23 item, 4 point likert scale directly aligned to InTASC and the NJPST. The demographic questions preceding the likert scale allowed the EPP to disaggregate data by program. The likert scale points are assigned as follows: 4; Strongly Agree; 3=Agree; 2: Disagree; 1; Strongly Disagree. This survey has a direct alignment to the standards and is set up for ease of data collection and analysis. This survey is administered every two years.

### **Employer Survey**

**Administration and Purpose:** The Employer Survey is an EPP created assessment that measures employers perception of Monmouth University Graduates directly against Nine InTASC Standards. Also included in the survey are demographics surveyed to allow the EPP to disaggregate other important data for improvement. The Survey components are tagged to the InTASC, CAEP and the NJ Professional teaching Standards.

The 2017 Survey was revised with the input of partner administrators. The former survey was cumbersome and did not align directly with the revised NJ standards and InTASC. Administrators complained about its length and asked for the EPP to create a streamlined instrument. The result is the assessment below. The instrument asks a series of questions that are aligned to each InTASC/NJ standards.


The survey is taken online through a Qualtrics link that is emailed to participants (p-12 school and district level administrators in partnership schools).

The survey is administered anonymously. Individual responses are aggregated and kept confidential. The survey takes Approximately 10 minutes to complete. This survey is administered every two years.

# Praxis Content

School of Education  
Monmouth University

**Summary Institution-Level Pass Rate Data: Traditional Teacher Preparation Program Within IHE**


		<b>HEOA - Title II 2019 - 2020 Academic Year</b>				
<b>Institution Name</b>		MONMOUTH UNIVERSITY				
<b>Institution Code</b>		2416				
<b>State</b>		New Jersey				
						<i>April 5, 2021</i>
				<b>Statewide</b>		
<b>Group</b>	<b>Number Taking Assessment<sup>1</sup></b>	<b>Number Passing Assessment<sup>2</sup></b>	<b>Institutional Pass Rate</b>	<b>Number Taking Assessment<sup>1</sup></b>	<b>Number Passing Assessment<sup>2</sup></b>	<b>Statewide Pass Rate</b>
All program completers, 2019-20	83	80	96%	2231	2079	93%
All program completers, 2018-19	100	100	100%	2300	2205	96%
All program completers, 2017-18	121	121	100%	2387	2325	97%

Note: In cases where there are less than ten students taking the assessment or license/certificate, the number passing and pass rate are not reported.

<sup>1</sup> Number of completers taking one or more assessments within their area of specialization.

<sup>2</sup> Summary level "Number Taking Assessment" may differ from assessment level "Number Taking Assessment" because each student is counted once at the summary level but may be counted in multiple assessments at the assessment level.

Single Assessment Institution-Level Pass Rate Data: *Traditional Teacher Preparation Program Within IHE*

	<b>HEOA - Title II 2019 - 2020 Academic Year</b>
	<b>Institution Name</b>
	<b>Institution Code</b>
	<b>State</b>

MONMOUTH UNIVERSITY


2416

New Jersey

April 5, 2021

Assessment Information <sup>1</sup>	Group	Number Taking Assessment	Number Passing Assessment	Institutional Pass Rate	Institutional Average Scaled Score	Assessment Cut Score <sup>2</sup>	Statewide			
							Number Taking Assessment	Number Passing Assessment	Statewide Pass Rate	Statewide Average Scaled Score
<b>ART CONTENT KNOWLEDGE (5134)</b>  Test Company: ETS Score Range: 100-200	All enrolled students who have completed all nonclinical courses, 2019-20						9			
	Other enrolled students, 2019-20	5				158	36	30	83%	166
	All program completers, 2019-20	1				158	44	43	98%	169
	All program completers, 2018-19						52	48	92%	167
	All program completers, 2017-18	7				158	74	72	97%	167
<b>BIOLOGY CONTENT KNOWLEDGE (0235)</b>  Test Company: ETS Score Range: 100-200	All enrolled students who have completed all nonclinical courses, 2019-20						7			
	Other enrolled students, 2019-20						26	22	85%	166
	All program completers, 2019-20	4				152	51	51	100%	168
	All program completers, 2018-19	5				152	56	56	100%	166
	All program completers, 2017-18	5				152	66	66	100%	169
<b>BUSINESS ED CONTENT KNOWLEDGE (5101)</b>  Test Company: ETS Score Range: 100-200	All enrolled students who have completed all nonclinical courses, 2019-20									
	Other enrolled students, 2019-20						1			
	All program completers, 2019-20						1			
	All program completers, 2018-19						2			
	All program completers, 2017-18						2			
<b>CHEMISTRY CONTENT KNOWLEDGE (0245)</b>  Test Company: ETS Score Range: 100-200	All enrolled students who have completed all nonclinical courses, 2019-20						2			
	Other enrolled students, 2019-20	1				152	5			
	All program completers, 2019-20	1				152	12	12	100%	163
	All program completers, 2018-19	1				152	14	14	100%	172
	All program completers, 2017-18	1				152	14	14	100%	170

Single Assessment Institution-Level Pass Rate Data: *Traditional Teacher Preparation Program Within IHE*

	<b>HEOA - Title II 2019 - 2020 Academic Year</b>
	<b>Institution Name</b>
	<b>Institution Code</b>
	<b>State</b>

MONMOUTH UNIVERSITY

2416


New Jersey

April 5, 2021

Assessment Information <sup>1</sup>	Group	Number Taking Assessment	Number Passing Assessment	Institutional Pass Rate	Institutional Average Scaled Score	Assessment Cut Score <sup>2</sup>	Statewide			
							Number Taking Assessment	Number Passing Assessment	Statewide Pass Rate	Statewide Average Scaled Score
<b>EARLY CHILDHOOD CONTENT KNOWLEDGE (5022)</b>  Test Company: ETS Score Range: 100-200	All enrolled students who have completed all nonclinical courses, 2019-20									
	Other enrolled students, 2019-20									
	All program completers, 2019-20									
	All program completers, 2018-19						6			
	All program completers, 2017-18	1				159	27	26	96%	171
<b>EARLY CHILDHOOD EDUCATION (5025)</b>  Test Company: ETS Score Range: 100-200	All enrolled students who have completed all nonclinical courses, 2019-20						68	63	93%	167
	Other enrolled students, 2019-20						188	161	86%	167
	All program completers, 2019-20	6				156	238	234	98%	169
	All program completers, 2018-19	5				156	272	260	96%	169
	All program completers, 2017-18	8				156	263	260	99%	170
<b>EARTH AND SPACE SCIENCES - CK (5571)</b>  Test Company: ETS Score Range: 100-200	All enrolled students who have completed all nonclinical courses, 2019-20						3			
	Other enrolled students, 2019-20						5			
	All program completers, 2019-20						4			
	All program completers, 2018-19						11	10	91%	163
	All program completers, 2017-18						5			
<b>ELEM ED MULTI SUBJ MATHEMATICS (DISC) (5033)</b>  Test Company: ETS Score Range: 100-200	All enrolled students who have completed all nonclinical courses, 2019-20									
	Other enrolled students, 2019-20									
	All program completers, 2019-20									
	All program completers, 2018-19						1			
	All program completers, 2017-18	1				164	7			



Single Assessment Institution-Level Pass Rate Data: *Traditional Teacher Preparation Program Within IHE*

	<b>HEOA - Title II 2019 - 2020 Academic Year</b>
	<b>Institution Name</b>
	<b>Institution Code</b>
	<b>State</b>

MONMOUTH UNIVERSITY


2416

New Jersey

April 5, 2021

Assessment Information <sup>1</sup>	Group	Number Taking Assessment	Number Passing Assessment	Institutional Pass Rate	Institutional Average Scaled Score	Assessment Cut Score <sup>2</sup>	Statewide			
							Number Taking Assessment	Number Passing Assessment	Statewide Pass Rate	Statewide Average Scaled Score
<b>ELEM ED MULTI SUBJ MATHEMATICS (5003)</b>  Test Company: ETS Score Range: 100-200	All enrolled students who have completed all nonclinical courses, 2019-20	8				157	309	289	94%	175
	Other enrolled students, 2019-20	50	45	90%	177	157	742	663	89%	175
	All program completers, 2019-20	46	46	100%	179	157	1055	1042	99%	178
	All program completers, 2018-19	55	55	100%	176	157	1122	1104	98%	177
	All program completers, 2017-18	61	61	100%	177	157	1122	1106	99%	177
<b>ELEM ED MULTI SUBJ READING LANG ARTS (DISC) (5032)</b>  Test Company: ETS Score Range: 100-200	All enrolled students who have completed all nonclinical courses, 2019-20									
	Other enrolled students, 2019-20									
	All program completers, 2019-20									
	All program completers, 2018-19						1			
	All program completers, 2017-18	1				165	6			
<b>ELEM ED MULTI SUBJ READING LANG ARTS (5002)</b>  Test Company: ETS Score Range: 100-200	All enrolled students who have completed all nonclinical courses, 2019-20	8				157	311	296	95%	168
	Other enrolled students, 2019-20	50	45	90%	166	157	724	621	86%	167
	All program completers, 2019-20	46	46	100%	169	157	1056	1038	98%	170
	All program completers, 2018-19	55	55	100%	168	157	1121	1097	98%	170
	All program completers, 2017-18	61	61	100%	172	157	1122	1107	99%	171
<b>ELEM ED MULTI SUBJ SCIENCES (DISC) (5035)</b>  Test Company: ETS Score Range: 100-200	All enrolled students who have completed all nonclinical courses, 2019-20									
	Other enrolled students, 2019-20									
	All program completers, 2019-20									
	All program completers, 2018-19						1			
	All program completers, 2017-18	1				159	7			

Single Assessment Institution-Level Pass Rate Data: *Traditional Teacher Preparation Program Within IHE*

	<b>HEOA - Title II</b> <b>2019 - 2020 Academic Year</b>
	<b>Institution Name</b>
	<b>Institution Code</b>
	<b>State</b>

MONMOUTH UNIVERSITY


2416

New Jersey

April 5, 2021

Assessment Information <sup>1</sup>	Group	Number Taking Assessment	Number Passing Assessment	Institutional Pass Rate	Institutional Average Scaled Score	Assessment Cut Score <sup>2</sup>	Statewide			
							Number Taking Assessment	Number Passing Assessment	Statewide Pass Rate	Statewide Average Scaled Score
<b>ELEM ED MULTI SUBJ SCIENCES (5005)</b>  Test Company: ETS Score Range: 100-200	All enrolled students who have completed all nonclinical courses, 2019-20	8				155	306	281	92%	169
	Other enrolled students, 2019-20	48	40	83%	165	155	712	592	83%	166
	All program completers, 2019-20	46	46	100%	168	155	1056	1033	98%	170
	All program completers, 2018-19	55	55	100%	169	155	1122	1098	98%	170
	All program completers, 2017-18	61	61	100%	170	155	1124	1108	99%	170
<b>ELEM ED MULTI SUBJ SOCIAL STUDIES (DISC) (5034)</b>  Test Company: ETS Score Range: 100-200	All enrolled students who have completed all nonclinical courses, 2019-20									
	Other enrolled students, 2019-20									
	All program completers, 2019-20									
	All program completers, 2018-19						1			
<b>ELEM ED MULTI SUBJ SOCIAL STUDIES (5004)</b>  Test Company: ETS Score Range: 100-200	All enrolled students who have completed all nonclinical courses, 2019-20	8				155	305	260	85%	164
	Other enrolled students, 2019-20	46	33	72%	160	155	723	536	74%	161
	All program completers, 2019-20	46	46	100%	165	155	1056	1003	95%	166
	All program completers, 2018-19	55	55	100%	164	155	1122	1075	96%	166
	All program completers, 2017-18	61	61	100%	166	155	1123	1089	97%	167
<b>ENGLISH LANGUAGE ARTS: CK (5038)</b>  Test Company: ETS Score Range: 100-200	All enrolled students who have completed all nonclinical courses, 2019-20	1				167	37	31	84%	179
	Other enrolled students, 2019-20	6				167	117	96	82%	175
	All program completers, 2019-20	7				167	180	179	99%	177
	All program completers, 2018-19	10	10	100%	175	167	212	207	98%	178
	All program completers, 2017-18	15	15	100%	176	167	213	209	98%	179

Single Assessment Institution-Level Pass Rate Data: *Traditional Teacher Preparation Program Within IHE*

	<b>HEOA - Title II 2019 - 2020 Academic Year</b>
	<b>Institution Name</b>
	<b>Institution Code</b>
	<b>State</b>

MONMOUTH UNIVERSITY


2416

New Jersey

April 5, 2021

Assessment Information <sup>1</sup>	Group	Number Taking Assessment	Number Passing Assessment	Institutional Pass Rate	Institutional Average Scaled Score	Assessment Cut Score <sup>2</sup>	Statewide			
							Number Taking Assessment	Number Passing Assessment	Statewide Pass Rate	Statewide Average Scaled Score
<b>FRENCH WORLD LANGUAGE (5174)</b>  Test Company: ETS Score Range: 100-200	All enrolled students who have completed all nonclinical courses, 2019-20						3			
	Other enrolled students, 2019-20						1			
	All program completers, 2019-20						2			
	All program completers, 2018-19						1			
	All program completers, 2017-18						4			
<b>GENERAL SCI CONTENT KNOWLEDGE (0435)</b>  Test Company: ETS Score Range: 100-200	All enrolled students who have completed all nonclinical courses, 2019-20						16	12	75%	164
	Other enrolled students, 2019-20	1				152	42	32	76%	161
	All program completers, 2019-20	5				152	77	71	92%	166
	All program completers, 2018-19	6				152	91	90	99%	168
	All program completers, 2017-18	6				152	105	103	98%	167
<b>GERMAN WORLD LANGUAGE (5183)</b>  Test Company: ETS Score Range: 100-200	All enrolled students who have completed all nonclinical courses, 2019-20									
	Other enrolled students, 2019-20									
	All program completers, 2019-20									
	All program completers, 2018-19									
	All program completers, 2017-18						1			
<b>HEALTH AND PE (DISC) (5856)</b>  Test Company: ETS Score Range: 100-200	All enrolled students who have completed all nonclinical courses, 2019-20									
	Other enrolled students, 2019-20									
	All program completers, 2019-20									
	All program completers, 2018-19									
	All program completers, 2017-18						1			

Single Assessment Institution-Level Pass Rate Data: *Traditional Teacher Preparation Program Within IHE*

	<b>HEOA - Title II 2019 - 2020 Academic Year</b>
	<b>Institution Name</b>
	<b>Institution Code</b>
	<b>State</b>

MONMOUTH UNIVERSITY


2416

New Jersey

April 5, 2021

Assessment Information <sup>1</sup>	Group	Number Taking Assessment	Number Passing Assessment	Institutional Pass Rate	Institutional Average Scaled Score	Assessment Cut Score <sup>2</sup>	Statewide			
							Number Taking Assessment	Number Passing Assessment	Statewide Pass Rate	Statewide Average Scaled Score
<b>HEALTH AND PE (5857)</b>  Test Company: ETS Score Range: 100-200	All enrolled students who have completed all nonclinical courses, 2019-20	3				160	27	20	74%	166
	Other enrolled students, 2019-20	1				160	56	43	77%	162
	All program completers, 2019-20	2				160	136	130	96%	168
	All program completers, 2018-19	5				160	122	117	96%	168
	All program completers, 2017-18	7				160	146	146	100%	169
<b>MARKETING EDUCATION (5561)</b>  Test Company: ETS Score Range: 100-200	All enrolled students who have completed all nonclinical courses, 2019-20									
	Other enrolled students, 2019-20									
	All program completers, 2019-20						1			
	All program completers, 2018-19									
<b>MATHEMATICS CONTENT KNOWLEDGE (5161)</b>  Test Company: ETS Score Range: 100-200	All enrolled students who have completed all nonclinical courses, 2019-20						31	18	58%	159
	Other enrolled students, 2019-20	3				160	54	17	31%	152
	All program completers, 2019-20	7				160	102	95	93%	170
	All program completers, 2018-19	7				160	135	127	94%	171
	All program completers, 2017-18	4				160	122	115	94%	168
<b>MIDDLE SCHOOL MATHEMATICS (5169)</b>  Test Company: ETS Score Range: 100-200	All enrolled students who have completed all nonclinical courses, 2019-20									
	Other enrolled students, 2019-20						4			
	All program completers, 2019-20									
	All program completers, 2018-19									
	All program completers, 2017-18									

Single Assessment Institution-Level Pass Rate Data: *Traditional Teacher Preparation Program Within IHE*

	<b>HEOA - Title II</b> <b>2019 - 2020 Academic Year</b>
	<b>Institution Name</b>
	<b>Institution Code</b>
	<b>State</b>

MONMOUTH UNIVERSITY


2416

New Jersey

April 5, 2021

Assessment Information <sup>1</sup>	Group	Number Taking Assessment	Number Passing Assessment	Institutional Pass Rate	Institutional Average Scaled Score	Assessment Cut Score <sup>2</sup>	Statewide			
							Number Taking Assessment	Number Passing Assessment	Statewide Pass Rate	Statewide Average Scaled Score
<b>MUSIC CONTENT KNOWLEDGE (0113)</b>  Test Company: ETS Score Range: 100-200	All enrolled students who have completed all nonclinical courses, 2019-20						9			
	Other enrolled students, 2019-20	2				153	49	37	76%	164
	All program completers, 2019-20	1				153	141	139	99%	168
	All program completers, 2018-19	2				153	138	136	99%	169
	All program completers, 2017-18	6				153	147	145	99%	169
<b>PHYSICAL ED CONTENT KNOWLEDGE (5091)</b>  Test Company: ETS Score Range: 100-200	All enrolled students who have completed all nonclinical courses, 2019-20									
	Other enrolled students, 2019-20						3			
	All program completers, 2019-20									
	All program completers, 2018-19									
<b>PHYSICS CONTENT KNOWLEDGE (5265)</b>  Test Company: ETS Score Range: 100-200	All enrolled students who have completed all nonclinical courses, 2019-20						3			
	Other enrolled students, 2019-20						6			
	All program completers, 2019-20						13	13	100%	168
	All program completers, 2018-19						10	10	100%	162
	All program completers, 2017-18						20	20	100%	165
<b>SOCIAL STUDIES CONTENT KNOWLEDGE (0081)</b>  Test Company: ETS Score Range: 100-200	All enrolled students who have completed all nonclinical courses, 2019-20	2				157	61	50	82%	166
	Other enrolled students, 2019-20	11	9	82%	171	157	106	81	76%	164
	All program completers, 2019-20	7				157	194	184	95%	168
	All program completers, 2018-19	9				157	180	175	97%	168
	All program completers, 2017-18	5				157	190	183	96%	168

Single Assessment Institution-Level Pass Rate Data: *Traditional Teacher Preparation Program Within IHE*

	<b>HEOA - Title II 2019 - 2020 Academic Year</b>
	<b>Institution Name</b>
	<b>Institution Code</b>
	<b>State</b>

MONMOUTH UNIVERSITY


2416

New Jersey

April 5, 2021

Assessment Information <sup>1</sup>	Group	Number Taking Assessment	Number Passing Assessment	Institutional Pass Rate	Institutional Average Scaled Score	Assessment Cut Score <sup>2</sup>	Statewide			
							Number Taking Assessment	Number Passing Assessment	Statewide Pass Rate	Statewide Average Scaled Score
<b>SPANISH WORLD LANGUAGE (5195)</b>  Test Company: ETS Score Range: 100-200	All enrolled students who have completed all nonclinical courses, 2019-20									
	Other enrolled students, 2019-20	1				168	11	8	73%	169
	All program completers, 2019-20	1				168	26	25	96%	179
	All program completers, 2018-19	2				168	17	15	88%	179
	All program completers, 2017-18	3				168	30	30	100%	179
<b>TECHNOLOGY EDUCATION (5051)</b>  Test Company: ETS Score Range: 100-200	All enrolled students who have completed all nonclinical courses, 2019-20						2			
	Other enrolled students, 2019-20						3			
	All program completers, 2019-20						5			
	All program completers, 2018-19						7			
	All program completers, 2017-18						9			
<b>THEATRE (5641)</b>  Test Company: ETS Score Range: 100-200	All enrolled students who have completed all nonclinical courses, 2019-20						1			
	Other enrolled students, 2019-20						5			
	All program completers, 2019-20						4			
	All program completers, 2018-19						3			
	All program completers, 2017-18						4			
<b>EDTPA: BUSINESS EDUCATION (TPA0102)</b>  Test Company: E.S. Pearson* Score Range: 15-75	All enrolled students who have completed all nonclinical courses, 2019-20									
	Other enrolled students, 2019-20									
	All program completers, 2019-20						1			
	All program completers, 2018-19									
	All program completers, 2017-18									

Single Assessment Institution-Level Pass Rate Data: *Traditional Teacher Preparation Program Within IHE*

	<b>HEOA - Title II 2019 - 2020 Academic Year</b>
	<b>Institution Name</b>
	<b>Institution Code</b>
	<b>State</b>

MONMOUTH UNIVERSITY


2416

New Jersey

April 5, 2021

Assessment Information <sup>1</sup>	Group	Number Taking Assessment	Number Passing Assessment	Institutional Pass Rate	Institutional Average Scaled Score	Assessment Cut Score <sup>2</sup>	Statewide			
							Number Taking Assessment	Number Passing Assessment	Statewide Pass Rate	Statewide Average Scaled Score
<b>EDTPA: EARLY CHILDHOOD (TPA0014)</b>  Test Company: E.S. Pearson* Score Range: 15-75	All enrolled students who have completed all nonclinical courses, 2019-20						3			
	Other enrolled students, 2019-20						6			
	All program completers, 2019-20	5				37	192	186	97%	43
	All program completers, 2018-19									
	All program completers, 2017-18									
<b>EDTPA: ELEM ED LITERACY WITH MATHEMATICS TASK 4 (TPA0110)</b>  Test Company: E.S. Pearson* Score Range: 18-90	All enrolled students who have completed all nonclinical courses, 2019-20						8			
	Other enrolled students, 2019-20						9			
	All program completers, 2019-20	47	45	96%	52	44	882	852	97%	53
	All program completers, 2018-19									
	All program completers, 2017-18									
<b>EDTPA: ENGLISH AS AN ADDITIONAL LANGUAGE (TPA0115)</b>  Test Company: E.S. Pearson* Score Range: 15-75	All enrolled students who have completed all nonclinical courses, 2019-20									
	Other enrolled students, 2019-20						1			
	All program completers, 2019-20						15	15	100%	50
	All program completers, 2018-19									
	All program completers, 2017-18									
<b>EDTPA: HEALTH EDUCATION (TPA0119)</b>  Test Company: E.S. Pearson* Score Range: 15-75	All enrolled students who have completed all nonclinical courses, 2019-20									
	Other enrolled students, 2019-20									
	All program completers, 2019-20	1				37	1			
	All program completers, 2018-19									
	All program completers, 2017-18									

**Single Assessment Institution-Level Pass Rate Data: Traditional Teacher Preparation Program Within IHE**

	<b>HEOA - Title II 2019 - 2020 Academic Year</b>
	<b>Institution Name</b>
	<b>Institution Code</b>
	<b>State</b>

MONMOUTH UNIVERSITY

2416


New Jersey

April 5, 2021

Assessment Information <sup>1</sup>	Group	Number Taking Assessment	Number Passing Assessment	Institutional Pass Rate	Institutional Average Scaled Score	Assessment Cut Score <sup>2</sup>	Statewide			
							Number Taking Assessment	Number Passing Assessment	Statewide Pass Rate	Statewide Average Scaled Score
<b>EDTPA: K-12 PERFORMING ARTS (TPA0021)</b>  Test Company: E.S. Pearson* Score Range: 15-75	All enrolled students who have completed all nonclinical courses, 2019-20									
	Other enrolled students, 2019-20						3			
	All program completers, 2019-20	1				37	124	121	98%	46
	All program completers, 2018-19									
	All program completers, 2017-18									
<b>EDTPA: K-12 PHYSICAL EDUCATION (TPA0011)</b>  Test Company: E.S. Pearson* Score Range: 15-75	All enrolled students who have completed all nonclinical courses, 2019-20						1			
	Other enrolled students, 2019-20						2			
	All program completers, 2019-20	1				37	125	119	95%	42
	All program completers, 2018-19									
	All program completers, 2017-18									
<b>EDTPA: MIDDLE CHILDHOOD ENGLISH LANGUAGE ARTS (TPA0018)</b>  Test Company: E.S. Pearson* Score Range: 15-75	All enrolled students who have completed all nonclinical courses, 2019-20									
	Other enrolled students, 2019-20									
	All program completers, 2019-20						26	26	100%	49
	All program completers, 2018-19									
	All program completers, 2017-18									
<b>EDTPA: MIDDLE CHILDHOOD HISTORY-SOCIAL STUDIES (TPA0019)</b>  Test Company: E.S. Pearson* Score Range: 15-75	All enrolled students who have completed all nonclinical courses, 2019-20									
	Other enrolled students, 2019-20									
	All program completers, 2019-20						16	16	100%	46
	All program completers, 2018-19									
	All program completers, 2017-18									



**Single Assessment Institution-Level Pass Rate Data: Traditional Teacher Preparation Program Within IHE**

	<b>HEOA - Title II 2019 - 2020 Academic Year</b>
	<b>Institution Name</b>
	<b>Institution Code</b>
	<b>State</b>

MONMOUTH UNIVERSITY


2416

New Jersey

April 5, 2021

Assessment Information <sup>1</sup>	Group	Number Taking Assessment	Number Passing Assessment	Institutional Pass Rate	Institutional Average Scaled Score	Assessment Cut Score <sup>2</sup>	Statewide			
							Number Taking Assessment	Number Passing Assessment	Statewide Pass Rate	Statewide Average Scaled Score
<b>EDTPA: MIDDLE CHILDHOOD MATHEMATICS (TPA0016)</b>  Test Company: E.S. Pearson* Score Range: 15-75	All enrolled students who have completed all nonclinical courses, 2019-20									
	Other enrolled students, 2019-20						1			
	All program completers, 2019-20						24	24	100%	45
	All program completers, 2018-19									
	All program completers, 2017-18									
<b>EDTPA: MIDDLE CHILDHOOD SCIENCE (TPA0017)</b>  Test Company: E.S. Pearson* Score Range: 15-75	All enrolled students who have completed all nonclinical courses, 2019-20									
	Other enrolled students, 2019-20									
	All program completers, 2019-20						5			
	All program completers, 2018-19									
	All program completers, 2017-18									
<b>EDTPA: SECONDARY ENGLISH LANGUAGE ARTS (TPA0003)</b>  Test Company: E.S. Pearson* Score Range: 15-75	All enrolled students who have completed all nonclinical courses, 2019-20						1			
	Other enrolled students, 2019-20						3			
	All program completers, 2019-20	7				37	153	149	97%	46
	All program completers, 2018-19									
	All program completers, 2017-18									
<b>EDTPA: SECONDARY HISTORY-SOCIAL STUDIES (TPA0004)</b>  Test Company: E.S. Pearson* Score Range: 15-75	All enrolled students who have completed all nonclinical courses, 2019-20						1			
	Other enrolled students, 2019-20						2			
	All program completers, 2019-20	7				37	158	158	100%	46
	All program completers, 2018-19									
	All program completers, 2017-18									

Single Assessment Institution-Level Pass Rate Data: *Traditional Teacher Preparation Program Within IHE*

	<b>HEOA - Title II 2019 - 2020 Academic Year</b>
	<b>Institution Name</b>
	<b>Institution Code</b>
	<b>State</b>

MONMOUTH UNIVERSITY


2416

New Jersey

April 5, 2021

Assessment Information <sup>1</sup>	Group	Number Taking Assessment	Number Passing Assessment	Institutional Pass Rate	Institutional Average Scaled Score	Assessment Cut Score <sup>2</sup>	Statewide			
							Number Taking Assessment	Number Passing Assessment	Statewide Pass Rate	Statewide Average Scaled Score
<b>EDTPA: SECONDARY MATHEMATICS (TPA0005)</b>  Test Company: E.S. Pearson* Score Range: 15-75	All enrolled students who have completed all nonclinical courses, 2019-20									
	Other enrolled students, 2019-20						1			
	All program completers, 2019-20	7				37	80	76	95%	41
	All program completers, 2018-19									
	All program completers, 2017-18									
<b>EDTPA: SECONDARY SCIENCE (TPA0006)</b>  Test Company: E.S. Pearson* Score Range: 15-75	All enrolled students who have completed all nonclinical courses, 2019-20									
	Other enrolled students, 2019-20									
	All program completers, 2019-20	5				37	64	63	98%	43
	All program completers, 2018-19									
	All program completers, 2017-18									
<b>EDTPA: TECHNOLOGY AND ENGINEERING EDUCATION (TPA0143)</b>  Test Company: E.S. Pearson* Score Range: 15-75	All enrolled students who have completed all nonclinical courses, 2019-20						1			
	Other enrolled students, 2019-20									
	All program completers, 2019-20						4			
	All program completers, 2018-19									
	All program completers, 2017-18									
<b>EDTPA: VISUAL ARTS (TPA0015)</b>  Test Company: E.S. Pearson* Score Range: 15-75	All enrolled students who have completed all nonclinical courses, 2019-20									
	Other enrolled students, 2019-20						1			
	All program completers, 2019-20	1				37	42	42	100%	53
	All program completers, 2018-19									
	All program completers, 2017-18									

Single Assessment Institution-Level Pass Rate Data: *Traditional Teacher Preparation Program Within IHE*

	<b>HEOA - Title II 2019 - 2020 Academic Year</b>
	<b>Institution Name</b>
	<b>Institution Code</b>
	<b>State</b>

MONMOUTH UNIVERSITY


2416

New Jersey

April 5, 2021

Assessment Information <sup>1</sup>	Group	Number Taking Assessment	Number Passing Assessment	Institutional Pass Rate	Institutional Average Scaled Score	Assessment Cut Score <sup>2</sup>	Statewide			
							Number Taking Assessment	Number Passing Assessment	Statewide Pass Rate	Statewide Average Scaled Score
<b>EDTPA: WORLD LANGUAGES (TPA0020)</b>  Test Company: E.S. Pearson* Score Range: 13-65	All enrolled students who have completed all nonclinical courses, 2019-20									
	Other enrolled students, 2019-20						2			
	All program completers, 2019-20	1				32	21	19	90%	38
	All program completers, 2018-19									
	All program completers, 2017-18									
<b>OPI ENGLISH (ACT1005)</b>  Test Company: ACTFL* Score Range: 1-10	All enrolled students who have completed all nonclinical courses, 2019-20						3			
	Other enrolled students, 2019-20						11	11	100%	10
	All program completers, 2019-20						18	18	100%	10
	All program completers, 2018-19	1				7	15	15	100%	10
	All program completers, 2017-18						15	15	100%	10
<b>OPI FRENCH (ACT1006)</b>  Test Company: ACTFL* Score Range: 1-10	All enrolled students who have completed all nonclinical courses, 2019-20									
	Other enrolled students, 2019-20									
	All program completers, 2019-20						2			
	All program completers, 2018-19						1			
	All program completers, 2017-18						4			
<b>OPI GERMAN (ACT1007)</b>  Test Company: ACTFL* Score Range: 1-10	All enrolled students who have completed all nonclinical courses, 2019-20									
	Other enrolled students, 2019-20									
	All program completers, 2019-20									
	All program completers, 2018-19									
	All program completers, 2017-18						1			

**Single Assessment Institution-Level Pass Rate Data: Traditional Teacher Preparation Program Within IHE**

	<b>HEOA - Title II 2019 - 2020 Academic Year</b>
	<b>Institution Name</b>
	<b>Institution Code</b>
	<b>State</b>

MONMOUTH UNIVERSITY

2416

New Jersey

April 5, 2021

Assessment Information <sup>1</sup>	Group	Number Taking Assessment	Number Passing Assessment	Institutional Pass Rate	Institutional Average Scaled Score	Assessment Cut Score <sup>2</sup>	Statewide			
							Number Taking Assessment	Number Passing Assessment	Statewide Pass Rate	Statewide Average Scaled Score
<b>OPI ITALIAN (ACT1010)</b>  Test Company: ACTFL* Score Range: 1-10	All enrolled students who have completed all nonclinical courses, 2019-20									
	Other enrolled students, 2019-20						1			
	All program completers, 2019-20									
	All program completers, 2018-19									
	All program completers, 2017-18									
<b>OPI SPANISH (ACT1018)</b>  Test Company: ACTFL* Score Range: 1-10	All enrolled students who have completed all nonclinical courses, 2019-20									
	Other enrolled students, 2019-20						7			
	All program completers, 2019-20						16	16	100%	8
	All program completers, 2018-19	1				7	9			
	All program completers, 2017-18	3				7	21	21	100%	8
<b>WPT ENGLISH (ACT2004)</b>  Test Company: ACTFL* Score Range: 1-10	All enrolled students who have completed all nonclinical courses, 2019-20						2			
	Other enrolled students, 2019-20						10	10	100%	9
	All program completers, 2019-20						15	15	100%	10
	All program completers, 2018-19	2				7	11	11	100%	10
	All program completers, 2017-18						12	12	100%	9

Note: In cases where there are less than ten students taking the assessment or license/certificate, the number passing and pass rate are not reported.

<sup>1</sup>Tests with multiple delivery options (computer, paper, etc.) will be noted with the assessment code for one format only.

<sup>2</sup>Cut scores may vary for groups depending upon when the cut scores are established by the state and when each group completed their teacher certification or licensure assessment.

\*Questions regarding tests listed by this testing company must be addressed to your state Title II Coordinator.

# High Leverage Teaching Practices Proficiency Rubrics

School of Education  
Monmouth University

Fall 2019 Monmouth FINAL  
High Leverage Teaching Practice Proficiency Rubric

	EPP	UG	MAT	ELEM	Science	English	Soc. Stud	Math	ART
	n= 62	n= 49	n= 13	n= 35	n = 5	n= 4	n= 9	n = 5	n= 1
STANDARD 1: Learner Development	2.65	2.69	2.46	2.69	2.40	3.00	2.56	2.60	3.00
STANDARD 2: Learning Differences	2.65	2.73	2.31	2.69	2.20	2.75	2.67	2.80	3.00
STANDARD 3: Learning Environments	2.77	2.76	2.85	2.74	2.80	3.00	2.78	3.40	2.00
STANDARDS 4 and 5: Content Knowledge and Application of Content	2.50	2.57	2.23	2.43	2.40	2.50	2.56	3.20	3.00
STANDARD 6: Assessment	2.44	2.53	2.08	2.34	2.20	2.75	2.56	3.20	3.00
STANDARD 7: Planning for Instruction	2.60	2.61	2.54	2.46	3.00	2.75	2.89	3.00	2.00
STANDARD 8: Instructional Strategies	2.60	2.65	2.38	2.63	2.40	2.75	2.44	3.00	3.00
STANDARD 9: Professional Learning and Ethical Practice (NJPST 9 and 11)	2.68	2.65	2.77	2.69	2.80	2.25	2.89	2.60	3.00
STANDARD 10: Leadership and Collaboration	2.65	2.73	2.31	2.63	2.80	2.50	2.56	2.80	3.00

Does Not Meet Expectations: 1 pt
Approaching Expectations: 2 Pts
Meets Approaching : 3 pts
Exceeds Expectations: 4 pts.

# Candidate Preservice Assessment of Student Teaching (CPAST)

School of Education  
Monmouth University

Fall 2019 Final CPAST  
Monmouth University

	EPP	UG	MAT	ELEM	TSD	S.S.	Eng.	HEPE
	n=15	n=14	n=1	n=8	n=6	n=2	n=1	n=3
A. Focus for Learning: Standards and Objectives /Targets (Points)	2.93	2.92	3.00	2.88	2.83	3.00	3.00	3.00
B. Materials and Resources (Points)	2.93	2.92	3.00	2.88	2.83	3.00	3.00	3.00
C. Assessment of P-12 Learning (Points)	2.71	2.69	3.00	2.75	2.83	2.50	3.00	2.75
D. Differentiated Methods (Points)	2.86	2.92	2.00	2.75	2.83	3.00	3.00	3.00
E. Learning Target and Directions (Points)	2.86	2.85	3.00	3.00	3.00	2.00	3.00	3.00
F. Critical Thinking (Points)	2.79	2.77	3.00	2.75	2.83	2.50	3.00	3.00
G. Checking for Understanding and Adjusting Instruction through Formative Assessment (Points)	2.86	2.85	3.00	2.88	2.83	2.50	3.00	3.00
H. Digital Tools and Resources (Points)	3.00	3.00	3.00	3.00	3.00	3.00	3.00	3.00
I. Safe and Respectful Learning Environment (Points)	3.00	3.00	3.00	3.00	3.00	3.00	3.00	3.00
J. Data-Guided Instruction (Points)	2.43	2.46	2.00	2.50	2.50	2.00	2.00	2.50
K. Feedback to Learners (Points)	3.00	3.00	3.00	3.00	3.00	3.00	3.00	3.00
L. Assessment Techniques (Points)	2.79	2.77	3.00	2.75	2.83	3.00	2.00	2.75
M. Connections to Research and Theory (Points)	2.57	2.62	2.00	2.63	2.50	2.00	3.00	2.75
N. Participates in Professional Development (PD) (Points)	2.71	2.77	2.00	2.75	2.83	2.50	2.00	2.75
O. Demonstrates Effective Communication with Parents or Legal Guardians (Points)	2.71	2.77	2.00	2.75	2.83	3.00	2.00	2.50
P. Demonstrates Punctuality (Points)	3.00	3.00	3.00	3.00	3.00	3.00	3.00	3.00
Q. Meets Deadlines and Obligations (Points)	3.00	3.00	3.00	3.00	3.00	3.00	3.00	3.00
R. Preparation (Points)	3.00	3.00	3.00	3.00	3.00	3.00	3.00	3.00
S. Collaboration (Points)	2.93	2.92	3.00	2.88	2.83	3.00	3.00	3.00
T. Advocacy to Meet the Needs of Learners or for the Teaching Profession (Points)	2.64	2.69	2.00	2.38	2.50	3.00	3.00	3.00
U. Responds Positively to Feedback and Constructive Criticism (Points)	3.00	3.00	3.00	3.00	3.00	3.00	3.00	3.00

Emerging: 1  
Meeting Expectation: 2  
Exceeding Expectation:3



edTPA

School of Education  
Monmouth University

Fall 2019 Final CPAST  
Monmouth University

	EPP	UG	MAT	ELEM	TSD	S.S.	Eng.	HEPE
	n=15	n=14	n=1	n=8	n=6	n=2	n=1	n=3
A. Focus for Learning: Standards and Objectives /Targets (Points)	2.93	2.92	3.00	2.88	2.83	3.00	3.00	3.00
B. Materials and Resources (Points)	2.93	2.92	3.00	2.88	2.83	3.00	3.00	3.00
C. Assessment of P-12 Learning (Points)	2.71	2.69	3.00	2.75	2.83	2.50	3.00	2.75
D. Differentiated Methods (Points)	2.86	2.92	2.00	2.75	2.83	3.00	3.00	3.00
E. Learning Target and Directions (Points)	2.86	2.85	3.00	3.00	3.00	2.00	3.00	3.00
F. Critical Thinking (Points)	2.79	2.77	3.00	2.75	2.83	2.50	3.00	3.00
G. Checking for Understanding and Adjusting Instruction through Formative Assessment (Points)	2.86	2.85	3.00	2.88	2.83	2.50	3.00	3.00
H. Digital Tools and Resources (Points)	3.00	3.00	3.00	3.00	3.00	3.00	3.00	3.00
I. Safe and Respectful Learning Environment (Points)	3.00	3.00	3.00	3.00	3.00	3.00	3.00	3.00
J. Data-Guided Instruction (Points)	2.43	2.46	2.00	2.50	2.50	2.00	2.00	2.50
K. Feedback to Learners (Points)	3.00	3.00	3.00	3.00	3.00	3.00	3.00	3.00
L. Assessment Techniques (Points)	2.79	2.77	3.00	2.75	2.83	3.00	2.00	2.75
M. Connections to Research and Theory (Points)	2.57	2.62	2.00	2.63	2.50	2.00	3.00	2.75
N. Participates in Professional Development (PD) (Points)	2.71	2.77	2.00	2.75	2.83	2.50	2.00	2.75
O. Demonstrates Effective Communication with Parents or Legal Guardians (Points)	2.71	2.77	2.00	2.75	2.83	3.00	2.00	2.50
P. Demonstrates Punctuality (Points)	3.00	3.00	3.00	3.00	3.00	3.00	3.00	3.00
Q. Meets Deadlines and Obligations (Points)	3.00	3.00	3.00	3.00	3.00	3.00	3.00	3.00
R. Preparation (Points)	3.00	3.00	3.00	3.00	3.00	3.00	3.00	3.00
S. Collaboration (Points)	2.93	2.92	3.00	2.88	2.83	3.00	3.00	3.00
T. Advocacy to Meet the Needs of Learners or for the Teaching Profession (Points)	2.64	2.69	2.00	2.38	2.50	3.00	3.00	3.00
U. Responds Positively to Feedback and Constructive Criticism (Points)	3.00	3.00	3.00	3.00	3.00	3.00	3.00	3.00

Emerging: 1  
Meeting Expectation: 2  
Exceeding Expectation:3

# Candidate EXIT Survey

School of Education  
Monmouth University

Fall 2019 EXIT Survey By INTASC Category

Exit Summary Fall 2019 by InTASC Category	EPP	MAT	UG	Elementary	Secondary	K12 Art, Music, Health, PE	P-3
	<i>N= 12</i>	<i>N= 6</i>	<i>N= 6</i>	<i>N= 7</i>	<i>N= 2</i>	<i>N= 1</i>	<i>N= 2</i>
<i>Category 1: The Learner and Learning</i>	4.03	4.11	3.94	4.61	2.06	3.78	4.11
<i>Category 2: Content Knowledge</i>	4.04	4.11	3.97	4.58	2.29	4.07	3.86
<i>Category 3: Instructional Practice</i>	4.05	4.14	3.97	4.51	2.10	4.20	4.15
<i>Category 4: Professional Responsibility</i>	4.02	3.97	4.07	4.46	2.00	4.60	4.20

Exit Survey Fall 2019  
Monmouth University

InTASC Categories	Exit Survey Fall 2019	EPP	MAT	UG	ELEM	Second.	K12 Art, Music, Health, PE	P-3
		N= 12	N= 6	N= 6	N= 7	N= 2	N= 1	N= 2
1	6. Develop Students' literacy and/or numeracy skills to enable them to construct meaning within a particular content area. (NJPST 1)	4.00	4.17	3.83	4.71	2.50	1.00	4.50
1	8. Use strategies to support the learning of ESL/bilingual students. (NJPST 3)	4.00	4.17	3.83	4.71	2.00	4.00	3.50
1	24. Use instructional methods related to Specialty Professional Association (SPA) Standards (NJPST 1)	3.75	4.17	3.33	4.29	1.50	4.00	4.00
1	26. Effectively teach in my content area. (NJPST 1)	4.09	4.00	4.17	4.67	2.00	4.00	4.50
2	5. Engage in interdisciplinary unit planning. (NJPST 4)	4.17	4.17	4.17	4.71	2.50	4.00	4.00
2	9. Use available and appropriate resources for instructional planning. (NJPST 4)	4.17	4.17	4.17	4.71	2.50	5.00	3.50
2	11. Use multiple assessment strategies for evaluating student learning (e.g., criterion-referenced tests, norm-referenced tests, performance-based tests, observations, formative and summative assessments, etc.). (NJPST 5)	3.92	4.17	3.67	4.43	2.50	4.00	3.50
2	12. Understand assessment and measurement related issues to interpret test score data. (NJPST 5)	3.67	4.17	3.17	4.43	2.00	2.00	3.50
2	28. Design learner outcomes that are linked to assessment. (NJPST 4,5)	4.08	4.17	4.00	4.57	2.50	4.00	4.00
2	29. Compare pre and post data to analyze student learning. (NJPST 5)	3.83	3.67	4.00	4.29	2.50	4.00	3.50
2	30. Reflect on assessment and instruction to identify ways to improve teaching and student learning. (NJPST 4, 5)	4.17	4.17	4.17	4.71	2.50	4.00	4.00
3	4. Plan instruction based on learners' needs, developmental progress, and prior knowledge. (NJPST 7)	4.17	4.17	4.17	4.71	2.50	4.00	4.00
3	13. Apply strategies for effective classroom environment and climate. (NJPST 6)	4.17	4.17	4.17	4.57	2.50	4.00	4.50
3	17. Interpret and implement an Individualized Education Plan (IEP). (NJPST 7)	3.58	4.17	3.00	3.57	1.50	4.00	4.00
3	19. Use effective verbal, non-verbal, and written communication techniques to foster learning in the classroom. (NJPST 8)	4.08	4.17	4.00	4.71	1.50	4.00	4.50

4	20. Effectively communicate and collaborate with parents, peers, and community members. (NJPST 9)	3.92	3.83	4.00	4.29	2.00	5.00	4.00
4	21. Effectively communicate and collaborate with school administration and other school personnel. (NJPST 9)	3.83	3.83	3.83	4.29	1.50	5.00	4.00
4	22. Use education research to make decisions that benefit my teaching. (NJPST 10)	4.25	4.17	4.33	4.71	2.50	5.00	4.00
4	23. Engage in professional development activities and reflection to promote learning in the students I serve. (NJPST 10)	4.00	3.83	4.17	4.43	2.00	4.00	4.50
4	27. Reflect on and develop appropriate teaching dispositions. (NJPST 10)	4.08	4.17	4.00	4.57	2.00	4.00	4.50
1, 2	3. Use instruction methods to teach the New Jersey Core Curriculum Content Standards. (NJPST 1,4)	4.00	4.17	3.83	4.71	2.00	4.00	3.50
1, 2, 3	18. Develop questioning techniques to stimulate critical thinking. (NJPST 2,4,8)	3.92	4.00	3.83	4.43	1.50	5.00	4.00
1, 3	7. Identify differences in student learning styles to teach to the developmental ability of the student. (NJPST 2,3,7)	4.17	4.17	4.17	4.71	2.50	4.00	4.00
1, 3	14. Establish a positive classroom environment conducive to learning. (NJPST 2,6)	4.25	4.17	4.33	4.71	2.50	4.00	4.50
1, 3	16. Modify instruction to accommodate the learning needs of all students. (NJPST 3,7)	4.08	4.00	4.17	4.57	2.00	4.00	4.50
2, 3	10. Use educational technology effectively for instruction. (NJPST 4,8)	4.00	4.17	3.83	4.57	2.00	5.00	3.50
2, 3	15. Motivate students to engage in learning. (NJPST 4,6)	4.08	4.17	4.00	4.57	2.50	4.00	4.00
	25. Use instructional methods related to New Jersey Professional Standards for Teachers. (NJPST)	4.08	4.17	4.00	4.57	2.50	4.00	4.00
	31. Incorporate strategies that develop 21st century skills (creativity, collaboration, communication, and critical thinking).	4.17	4.17	4.17	4.71	2.50	4.00	4.00
	<b>Overall Average</b>	<b>4.02</b>	<b>4.10</b>	<b>3.95</b>	<b>4.54</b>	<b>2.17</b>	<b>4.03</b>	<b>4.02</b>

Strongly Agree=5; Agree=4; Neutral=3; Disagree=2; Strongly Disagree=1