

Monmouth University contact:
PATRICK MURRAY
pdmurray@monmouth.edu
Follow @PollsterPatrick

Released:
Thursday, September 14, 2023

Please attribute this information to:
Monmouth University-Washington Post Poll

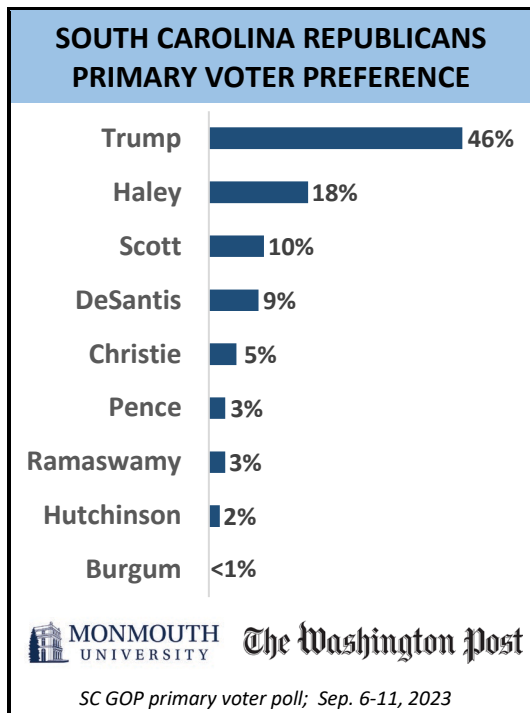
For more information:
www.monmouth.edu/polling
 Follow @MonmouthPoll

SOUTH CAROLINA: REPUBLICAN PRIMARY DIVIDE

Voters split between Trump and the rest of the field on nomination, issues

West Long Branch, NJ – It is a tale of two electorates in the South Carolina Republican presidential primary. The *Monmouth (“Mon-muth”) University-Washington Post Poll* of potential GOP primary voters shows support for the party’s nomination is almost evenly divided between former President Donald Trump and the rest of the field. The state’s two homegrown candidates combine for just over one-quarter of voter intent. The poll also finds that Trump voters and those who support other candidates hold very different views on everything from cultural issues to the 2020 election outcome.

When asked who they would vote for in the February presidential primary, 46% of potential



Republican voters choose Trump. The rest of the field trails far behind, including former Gov. Nikki Haley (18%) and Sen. Tim Scott (10%) from South Carolina, along with Florida Gov. Ron DeSantis (9%) and former New Jersey Gov. Chris Christie (5%). Just 1 in 5 (21%) potential GOP primary voters say having a candidate from their home state in the race makes them more likely to support that candidate, while 75% say Haley’s and Scott’s presence has no impact on their choice for the nomination.



Trump’s advantage in the poll results may actually be understated because his backers tend to be more engaged, and thus may have a higher likelihood of turning out, compared with other potential voters. For example, 87% of Trump voters claim to be absolutely certain to vote in the February primary, compared with 69% of other

candidates’ supporters who say the same. Also, 76% of Trump voters are extremely motivated to vote in the primary, which is far greater than supporters of other candidates (46%). Among those who have a strong track record of turning out for GOP primaries 54% support Trump. Trump voters (76%) are also much more likely than those backing another candidate (33%) to say they are definitely supporting their current choice. Nearly all Trump voters (93%) feel their candidate is the strongest Republican to take on President Joe Biden in 2024. Interestingly, 1 in 5 (20%) voters who are currently backing other GOP candidates for the nomination actually agree with that assessment.

Trump’s support is also well distributed geographically according to the poll, which was conducted jointly by Monmouth University and the Washington Post. In 2016, Trump received just under 33% of South Carolina’s primary vote. In the 17 counties where his primary vote share was within a couple points of this statewide average, Trump is currently getting 47% support – an increase of 15 percentage points from 2016. In the group of 24 counties where his performance was above average, Trump is currently getting 51% support, which is up by 8 points from 2016. In the five large, but mostly Democratic, counties where Trump’s vote share fell below his statewide average, he is currently getting 39% support, which is 13 points higher than his 2016 showing in those counties.

There are substantial differences between Trump and non-Trump Republicans when it comes to hot-button cultural issues. Trump voters (73%) are much more likely than supporters of other candidates (44%) to say abortion should be illegal in most or all cases and that government policies should support religious values and beliefs (47% to 27%). Trump backers (65%) are also more likely than other Republican voters (38%) to feel that whites are losing out because of preferences for Blacks and Hispanics. On foreign policy, Trump voters (64%) are more likely than other South Carolina Republican primary voters (42%) to oppose providing arms and military supplies to Ukraine.


SOUTH CAROLINA REPUBLICANS SPLIT OPINION ON KEY ISSUES		
	Trump voters	Other voters
Biden won 2020 by fraud	87%	31%
Abortion should be illegal	73%	44%
Whites are losing out	65%	38%
Oppose Ukraine military aid	64%	42%
Corporate profits are fair	56%	44%
Government policies should support religious values	47%	27%



SC GOP primary voter poll; Sep. 6-11, 2023

Looking back at the 2020 election, many more Trump voters say that Biden only won due to voter fraud (87%, compared with 31% of other candidates’ backers) and they are also much more likely to say Trump did nothing wrong in his response to that election (74% compared with 17% among other voters). Overall, 21% of potential South Carolina Republican primary voters say Trump actually committed a crime, while 33% say he did something wrong although not criminal. If Trump wins the GOP nomination and is then convicted of a crime arising out of the 2020 election, half of South Carolina

Republican voters say the party should keep him on the ticket, which includes 89% of Trump backers as well as 19% of those who support another candidate.

SOUTH CAROLINA REPUBLICANS CANDIDATE OPINION		
	Favor- able	Unfavor- able
Tim Scott	62%	20%
Donald Trump	60%	30%
Nikki Haley	59%	24%
Ron DeSantis	50%	30%
Vivek Ramaswamy	28%	33%
Mike Pence	20%	56%
Chris Christie	16%	61%
Doug Burgum	9%	25%
Asa Hutchinson	8%	37%



SC GOP primary voter poll; Sep. 6-11, 2023

Among nine announced candidates – Trump along with the candidates who participated in the first debate last month – those with the best voter ratings are Scott (62% favorable to 20% unfavorable), Haley (59% to 24%), and Trump (60% to 30%). DeSantis is the only other candidate with a net positive rating (50% to 30%). The other five candidates in the poll earn net negative ratings, with Christie (16% favorable to 61% unfavorable) and former Vice President Mike Pence (20% to 56%) having the highest unfavorable numbers.

The poll also asked potential GOP primary voters to rate the importance of nine different issues facing the country. All but one are seen as extremely important by at least half of the electorate, with the exception being abortion (37% extremely important). Trump supporters

are more likely than other candidates’ voters to see these issues as being extremely important (with the exception of abortion where there is no significant difference in the rating). When asked to name their single most important concern among these issues, South Carolina Republican primary voters put inflation and rising prices (26%), illegal immigration (19%), and the Justice Department being used for political purposes (14%) at the top of the list. The priority lists for Trump backers and other voters are very similar, with the exception of concerns about the Justice Department, which Trump voters are more likely to name as their top issue (21%, compared with 9% among those who back another candidate).

The *Monmouth University-Washington Post Poll* was conducted by telephone and online from September 6 to 11, 2023 with 506 potential Republican presidential primary voters in South Carolina. The question results in this release have a margin of error of +/- 4.6 percentage points for this sample. The poll was conducted jointly by the Monmouth University Polling Institute and the Washington Post.

QUESTIONS AND RESULTS

(* Some columns may not add to 100% due to rounding.)

1. How closely are you following the race for the 2024 Republican presidential nomination?

	Sept. 2023
Very closely	46%
Somewhat closely	31%
Not too closely	12%
Not at all closely	9%
(VOL) Don't know	1%
(n)	(506)

2. How likely are you to vote in South Carolina's Republican primary for president next February – are you absolutely certain to vote, will you probably vote, are the chances 50-50, or less than that?

	Sept. 2023
Absolutely certain to vote	78%
Will probably vote	15%
Chances are 50-50	7%
Less than that	n/a
(n)	(506)

3. How motivated are you to vote in the Republican presidential primary: extremely motivated, very motivated, somewhat motivated, or not motivated?

	Sept. 2023
Extremely motivated	60%
Very motivated	17%
Somewhat motivated	14%
Not motivated	8%
(VOL) Don't know	1%
(n)	(506)

4. I'm going to read you the names of candidates running for president in the Republican Party. Please tell me if your general impression of each is favorable or unfavorable, or if you don't really have an opinion. If you have not heard of the person, just let me know. First, [READ NAME]. [NAMES WERE ROTATED]

	Favorable	Unfavorable	No opinion	Not heard of	(VOL) No answer	(n)
Former President Donald Trump	60%	30%	9%	0%	1%	(506)
Florida Governor Ron DeSantis	50%	30%	13%	2%	4%	(506)
Former Vice President Mike Pence	20%	56%	18%	1%	4%	(506)
Former South Carolina Governor and U.N. Ambassador Nikki Haley	59%	24%	12%	1%	4%	(506)
Business entrepreneur Vivek Ramaswamy	28%	33%	20%	16%	4%	(506)
South Carolina Senator Tim Scott	62%	20%	13%	1%	4%	(506)
Former Arkansas Governor Asa Hutchinson	8%	37%	30%	20%	4%	(506)
Former New Jersey Governor Chris Christie	16%	61%	15%	4%	5%	(506)
North Dakota Governor Doug Burgum	9%	25%	31%	31%	5%	(506)

5. If the Republican primary for president was held today, for which one of the following candidates would you cast your vote? [NAMES WERE ROTATED]

	Sept. 2023
Donald Trump	46%
Ron DeSantis	9%
Mike Pence	3%
Nikki Haley	18%
Vivek Ramaswamy	3%
Tim Scott	10%
Asa Hutchinson	2%
Chris Christie	5%
Doug Burgum	<1%
(VOL) Someone else	1%
(VOL) Don't know	4%
(n)	(506)

6. Are you definitely supporting [READ NAME FROM Q5] to be the Republican Party's nominee, or would you consider supporting another candidate? [CHOICES WERE ROTATED]

	Sept. 2023
Definitely supporting	51%
Would consider another candidate	42%
(VOL) Don't know	3%
No first choice (from Q5)	4%
(n)	(506)

7. Who would be your second choice? [If "DEFINITELY SUPPORTING" FIRST CHOICE, ASK:] If [NAME FROM Q5] decides to drop out of the race before February, who would be your second choice?

	Sept. 2023
Donald Trump	7%
Ron DeSantis	21%
Mike Pence	3%
Nikki Haley	16%
Vivek Ramaswamy	9%
Tim Scott	15%
Asa Hutchinson	3%
Chris Christie	4%
Doug Burgum	1%
(VOL) No one	9%
(VOL) Someone else	1%
(VOL) Don't know	7%
No first choice (from Q5)	4%
(n)	(506)

8. I am going to read you a number of issues facing the country. For each one, please tell me if you feel it is extremely important, very important, just somewhat important, or not important? First, [READ ITEM]... [ITEMS WERE ROTATED]

	Extremely important	Very important	Just somewhat important	Not important	(VOL) Don't know	(n)
Inflation and rising prices	62%	28%	8%	1%	1%	(506)
Government debt	53%	30%	13%	2%	1%	(506)
Illegal immigration	59%	23%	13%	5%	0%	(506)
Crime	54%	33%	10%	1%	2%	(506)
Abortion	37%	26%	21%	14%	2%	(506)
Gun rights	49%	29%	12%	8%	2%	(506)
The Justice Department being used for political purposes	56%	20%	11%	11%	2%	(506)
Government invasion of privacy	50%	30%	12%	7%	1%	(506)
Parents' rights	51%	30%	13%	4%	2%	(506)

9. And which of the following issues is the most important facing the country? [RESPONDENT WAS SHOWN ISSUES IN Q8 SELECTED AS "Extremely Important".]

	Sept. 2023
Inflation and rising prices	26%
Government debt	6%
Illegal immigration	19%
Crime	3%
Abortion	7%
Gun rights	3%
The Justice Department being used for political purposes	14%
Government invasion of privacy	3%
Parents' rights	2%
No issues extremely important [from Q8]	12%
(VOL) Don't know	4%
(n)	(506)

10. Which statement comes closer to your own views, even if neither is exactly right - business corporations make too much profit or most corporations make a fair and reasonable amount of profit? [CHOICES WERE ROTATED]

	Sept. 2023
Business corporations make too much profit	46%
Most corporations make a fair and reasonable amount of profit	49%
(VOL) Don't know	5%
(n)	(506)

11. Which statement comes closer to your own views, even if neither is exactly right - religion should be kept separate from government policies or government policies should support religious values and beliefs? [CHOICES WERE ROTATED]

	Sept. 2023
Religion should be kept separate from government policies	60%
Government policies should support religious values and beliefs	36%
(VOL) Don't know	4%
(n)	(506)

12. Which of these do you think is the bigger problem in this country - Blacks and Hispanics losing out because of preferences for Whites or Whites losing out because of preferences for Blacks and Hispanics? [CHOICES WERE ROTATED]

	Sept. 2023
Blacks and Hispanics losing out because of preferences for Whites	22%
Whites losing out because of preferences for Blacks and Hispanics	49%
(VOL) Don't know	29%
(n)	(506)

13. Do you think abortion should be: legal in all cases, legal in most cases, illegal in most cases, or illegal in all cases? [CHOICES WERE READ IN REVERSE ORDER FOR A RANDOM HALF SAMPLE]

	Sept. 2023
Legal in all cases	10%
Legal in most cases	28%
Illegal in most cases	45%
Illegal in all cases	13%
(VOL) Don't know	4%
(n)	(506)

14. Would you support or oppose the U.S. providing additional arms and military supplies to Ukraine?

	Sept. 2023
Support	44%
Oppose	52%
(VOL) Don't know	4%
(n)	(506)

15. If you had to choose, would you rather see the Republican Party nominate a candidate who agrees with you on major issues or a candidate who can beat Joe Biden? [CHOICES WERE ROTATED]

	Sept. 2023
Agrees with you on major issues	51%
Can beat Joe Biden	45%
(VOL) Don't know	3%
(n)	(506)

16. Regardless of whether you currently support Donald Trump, which of the following statements comes closest to your view about which Republican has the best chance to win in 2024: Donald Trump is definitely the strongest candidate to beat Joe Biden, Donald Trump is probably the strongest candidate to beat Joe Biden, another Republican would probably be a stronger candidate than Trump, or another Republican would definitely be a stronger candidate than Trump?

	Sept. 2023
Trump definitely strongest	35%
Trump probably strongest	19%
Another Republican probably stronger	21%
Another Republican definitely stronger	21%
(VOL) Don't know	4%
(n)	(506)

17. Do you believe Joe Biden won the 2020 election fair and square, or do you believe that he only won it due to voter fraud?

	Sept. 2023
Fair and square	36%
Due to voter fraud	57%
(VOL) Don't know	7%
(n)	(506)

18. In his response to the 2020 presidential election, do you think Donald Trump committed a crime, did something wrong but not criminal, or did nothing wrong? [CHOICES WERE READ IN REVERSE ORDER FOR A RANDOM HALF SAMPLE]

	Sept. 2023
Committed a crime	21%
Did something wrong but not criminal	33%
Did nothing wrong	43%
(VOL) Don't know	4%
(n)	(506)

19. If Donald Trump wins the Republican nomination for president and then is convicted of a crime for his response to the 2020 presidential election, do you think the Republican Party should keep Trump or replace Trump as their presidential candidate? [CHOICES WERE ROTATED]

	Sept. 2023
Keep Trump	51%
Replace Trump	43%
(VOL) Don't know	6%
(n)	(506)

20. Does having candidates from South Carolina in the race make you more likely to consider voting for them, less likely, or does it have no impact on your vote in the Republican primary?

	Sept. 2023
More likely	21%
Less likely	3%
No impact	75%
(VOL) Don't know	1%
(n)	(506)

METHODOLOGY

The *Monmouth University-Washington Post Poll* was conducted from September 6 to 11, 2023, among a probability-based sample of 705 South Carolina voters who have voted in at least one Republican primary election since 2016 or have newly registered since the 2020 election and not voted in a primary. The poll was conducted in English, and included 132 live landline telephone interviews, 260 live cell phone interviews, and 313 online surveys via a cell phone text invitation. Interviewing services were provided by Braun Research using telephone numbers randomly selected from a list of voters obtained from Aristotle. The full sample is weighted for region, age, gender and race based on the voter list and education based on US Census information (CPS and ACS one-year surveys). Results released from this poll are based on a sub-set of 506 voters who indicated they had a 50-50 chance or better of voting in the 2024 Republican presidential primary. For this sample, one can say with 95% confidence that the error attributable to sampling has a maximum margin of plus or minus 4.6 percentage points adjusted for sample design effects (1.13). Sampling error can be larger for sub-groups (see table below). In addition to sampling error, one should bear in mind that question wording and practical difficulties in conducting surveys can introduce error or bias into the findings of opinion polls. The Monmouth University Polling

Institute and the Washington Post jointly sponsored and conducted this poll, and are responsible for all aspects of the questionnaire and sample design as well as weighting and data analysis.

Potential primary voter demographics (weighted)

Party ID (self-reported): 43% strong Rep., 36% soft or lean Rep., 21% Ind. or Dem.

Ideology: 34% very conservative, 29% somewhat conservative, 36% moderate, liberal

Sex: 49% male, 51% female

Race: 87% White, 7% Black, 5% Hispanic/Asian/Other

Age: 12% 18-34, 17% 35-49, 31% 50-64, 40% 65+

Education: 32% high school or less, 33% some college, 22% 4-year degree, 13% advanced degree

Voted in 2016 GOP primary: 56% yes, 44% no

GOP primary turnout history: 22% high, 32% moderate, 46% low

Income: 31% <\$50K, 37% \$50-<100K, 32% \$100K+

Trump 2016 primary share (county): 21% above average, 54% average (30-35%), 25% below average

Evangelical: 58% yes, 42% no

MAGA supporter: 53% yes, 47% no

MARGIN OF ERROR		unweighted sample	moe (+/-)
TOTAL		506	4.6%
2024 VOTE CHOICE	Trump	211	7.2%
	Other	276	6.3%
SELF-REPORTED PARTY ID	Strong Rep.	208	7.2%
	Soft, lean Rep.	184	7.7%
	Ind. or Dem.	111	9.9%
IDEOLOGY	Very conservative	167	8.1%
	Somewhat conserv.	153	8.4%
	Moderate, liberal	183	7.7%
GENDER	Male	255	6.5%
	Female	251	6.6%
AGE	18-49	157	8.3%
	50-64	135	9.0%
	65+	212	7.2%
COLLEGE GRADUATE	No degree	262	6.4%
	4 year degree	243	6.7%
VOTED 2016 GOP PRIMARY	Yes	286	6.2%
	No	220	7.0%
GOP PRIMARY TURNOUT HISTORY	High	111	9.9%
	Moderate	166	8.1%
	Low	229	6.9%
INCOME	<\$50K	129	9.2%
	\$50 to <\$100K	165	8.1%
	\$100K+	172	7.9%
REGION (Trump 2016 primary share by county)	Above average	105	10.2%
	Avg. (30-35%)	267	6.4%
	Below average	134	9.0%
EVANGELICAL	Yes	275	6.3%
	No	219	7.0%
MAGA SUPPORTER	Yes	236	6.8%
	No	227	6.9%

###

Monmouth University-Washington Post Poll -- South Carolina Republican primary voters -- 9/14/23

		TOTAL	24 GOP VOTE CHOICE		PARTY IDENTIFICATION			POLITICAL IDEOLOGY		
			Trump	Other cand	Strong Repub	Soft, lean Repub	Indep or Dem	Very conserv	Somewht conserv	Moderate -liberal
1. How closely are you following the race for the 2024 Republican presidential nomination?	Very closely	46%	58%	37%	63%	36%	30%	65%	39%	35%
	Somewhat closely	31%	28%	35%	22%	40%	35%	21%	39%	34%
	Not too closely	12%	9%	15%	8%	13%	19%	7%	11%	18%
	Not at all closely	9%	4%	13%	6%	10%	15%	7%	9%	12%
	[VOL] DK-RF	1%	1%	1%	0%	2%	1%	0%	2%	1%

		GENDER		AGE			COLLEGE GRAD		VOTED IN 2016 GOP PRIMARY	
		Male	Female	18-49	50-64	65+	No degree	4 yr degree	Yes	No
1. How closely are you following the race for the 2024 Republican presidential nomination?	Very closely	52%	41%	34%	53%	50%	46%	47%	52%	39%
	Somewhat closely	28%	34%	29%	34%	31%	32%	30%	29%	34%
	Not too closely	8%	16%	21%	9%	9%	10%	16%	11%	15%
	Not at all closely	10%	9%	16%	3%	9%	10%	7%	7%	12%
	[VOL] DK-RF	2%	0%	0%	1%	1%	1%	0%	1%	1%

		GOP PRIMARY HISTORY since 2016			INCOME			REGION by Trump 2016 county primary share		
		High	Moderate	Low	<\$50K	\$50-100K	\$100K+	Above average	Average [30-35%]	Below average
1. How closely are you following the race for the 2024 Republican presidential nomination?	Very closely	57%	58%	33%	45%	43%	50%	47%	45%	49%
	Somewhat closely	26%	33%	33%	28%	36%	30%	34%	31%	28%
	Not too closely	7%	7%	19%	16%	12%	11%	10%	12%	14%
	Not at all closely	8%	2%	15%	10%	7%	9%	8%	10%	7%
	[VOL] DK-RF	2%	0%	1%	1%	1%	0%	0%	1%	1%

		EVANGELICAL		MAGA SUPPORTER	
		Yes	No	Yes	No
1. How closely are you following the race for the 2024 Republican presidential nomination?	Very closely	49%	43%	61%	32%
	Somewhat closely	29%	33%	24%	39%
	Not too closely	12%	13%	8%	19%
	Not at all closely	8%	11%	5%	10%
	[VOL] DK-RF	1%	0%	1%	0%

Monmouth University-Washington Post Poll -- South Carolina Republican primary voters -- 9/14/23

		TOTAL	24 GOP VOTE CHOICE		PARTY IDENTIFICATION			POLITICAL IDEOLOGY		
			Trump	Other cand	Strong Repub	Soft, lean Repub	Indep or Dem	Very conserv	Somewht conserv	Moderate -liberal
2. How likely are you to vote in South Carolinas Republican primary for president next February - are you absolutely certain to vote, will you probably vote, are the chances 50-50, or less than that?	Absolutely certain to vote	78%	87%	69%	90%	74%	58%	91%	71%	70%
	Will probably vote	15%	11%	19%	9%	19%	20%	8%	22%	16%
	Chances are 50-50	7%	2%	12%	1%	7%	21%	2%	7%	13%

		GENDER		AGE			COLLEGE GRAD		VOTED IN 2016 GOP PRIMARY	
		Male	Female	18-49	50-64	65+	No degree	4 yr degree	Yes	No
2. How likely are you to vote in South Carolinas Republican primary for president next February - are you absolutely certain to vote, will you probably vote, are the chances 50-50, or less than that?	Absolutely certain to vote	82%	73%	70%	76%	84%	78%	77%	87%	66%
	Will probably vote	14%	16%	17%	15%	13%	15%	15%	9%	22%
	Chances are 50-50	4%	11%	12%	9%	3%	8%	7%	4%	12%

		GOP PRIMARY HISTORY since 2016			INCOME			REGION by Trump 2016 county primary share		
		High	Moderate	Low	<\$50K	\$50-100K	\$100K+	Above average	Average [30-35%]	Below average
2. How likely are you to vote in South Carolinas Republican primary for president next February - are you absolutely certain to vote, will you probably vote, are the chances 50-50, or less than that?	Absolutely certain to vote	93%	89%	62%	77%	75%	79%	82%	74%	82%
	Will probably vote	6%	9%	23%	16%	18%	12%	13%	16%	14%
	Chances are 50-50	1%	2%	15%	7%	7%	9%	5%	10%	4%

		EVANGELICAL		MAGA SUPPORTER	
		Yes	No	Yes	No
2. How likely are you to vote in South Carolinas Republican primary for president next February - are you absolutely certain to vote, will you probably vote, are the chances 50-50, or less than that?	Absolutely certain to vote	81%	73%	86%	68%
	Will probably vote	13%	17%	11%	18%
	Chances are 50-50	6%	10%	3%	14%

Monmouth University-Washington Post Poll -- South Carolina Republican primary voters -- 9/14/23

		TOTAL	24 GOP VOTE CHOICE		PARTY IDENTIFICATION			POLITICAL IDEOLOGY		
			Trump	Other cand	Strong Repub	Soft, lean Repub	Indep or Dem	Very conserv	Somewht conserv	Moderate -liberal
3. How motivated are you to vote in the Republican presidential primary:	Extremely motivated	60%	76%	46%	79%	56%	26%	75%	62%	43%
	Very motivated	17%	15%	20%	15%	20%	17%	14%	18%	19%
	Somewhat motivated	14%	6%	21%	4%	17%	29%	5%	14%	23%
	Not motivated	8%	2%	12%	1%	6%	25%	5%	5%	13%
	[VOL] DK-RF	1%	1%	2%	1%	1%	3%	1%	1%	2%

		GENDER		AGE			COLLEGE GRAD		VOTED IN 2016 GOP PRIMARY	
		Male	Female	18-49	50-64	65+	No degree	4 yr degree	Yes	No
3. How motivated are you to vote in the Republican presidential primary:	Extremely motivated	63%	57%	52%	65%	62%	62%	56%	66%	52%
	Very motivated	16%	19%	20%	17%	15%	17%	18%	19%	14%
	Somewhat motivated	14%	14%	17%	14%	12%	12%	18%	9%	20%
	Not motivated	7%	9%	11%	5%	8%	8%	7%	4%	13%
	[VOL] DK-RF	1%	2%	0%	0%	3%	2%	1%	2%	1%

		GOP PRIMARY HISTORY since 2016			INCOME			REGION by Trump 2016 county primary share		
		High	Moderate	Low	<\$50K	\$50-100K	\$100K+	Above average	Average [30-35%]	Below average
3. How motivated are you to vote in the Republican presidential primary:	Extremely motivated	73%	68%	48%	53%	60%	64%	70%	56%	59%
	Very motivated	17%	18%	16%	22%	19%	15%	14%	17%	20%
	Somewhat motivated	7%	8%	22%	11%	16%	15%	7%	18%	12%
	Not motivated	0%	5%	14%	12%	4%	7%	8%	8%	7%
	[VOL] DK-RF	3%	1%	1%	2%	1%	0%	1%	1%	2%

		EVANGELICAL		MAGA SUPPORTER	
		Yes	No	Yes	No
3. How motivated are you to vote in the Republican presidential primary:	Extremely motivated	63%	55%	76%	42%
	Very motivated	17%	17%	16%	18%
	Somewhat motivated	12%	18%	7%	22%
	Not motivated	7%	9%	1%	15%
	[VOL] DK-RF	1%	1%	0%	2%

Monmouth University-Washington Post Poll -- South Carolina Republican primary voters -- 9/14/23

		TOTAL	24 GOP VOTE CHOICE		PARTY IDENTIFICATION			POLITICAL IDEOLOGY		
			Trump	Other cand	Strong Repub	Soft, lean Repub	Indep or Dem	Very conserv	Somewht conserv	Moderate -liberal
4A. Former President Donald Trump: Please tell me if your general impression is favorable or unfavorable, or if you don't really have an opinion. If you have not heard of the person, just let me know.	Favorable	60%	97%	27%	79%	62%	19%	76%	67%	40%
	Unfavorable	30%	1%	56%	13%	26%	69%	11%	27%	50%
	No opinion	9%	1%	16%	7%	11%	9%	10%	6%	10%
	[VOL] No answer -RF	1%	1%	2%	1%	0%	3%	2%	0%	1%

		GENDER		AGE			COLLEGE GRAD		VOTED IN 2016 GOP PRIMARY	
		Male	Female	18-49	50-64	65+	No degree	4 yr degree	Yes	No
4A. Former President Donald Trump: Please tell me if your general impression is favorable or unfavorable, or if you don't really have an opinion. If you have not heard of the person, just let me know.	Favorable	64%	57%	54%	62%	63%	68%	46%	67%	51%
	Unfavorable	27%	32%	34%	29%	27%	20%	47%	25%	35%
	No opinion	8%	10%	11%	8%	8%	11%	6%	6%	12%
	[VOL] No answer -RF	1%	1%	1%	0%	2%	2%	0%	1%	1%

		GOP PRIMARY HISTORY since 2016			INCOME			REGION by Trump 2016 county primary share		
		High	Moderate	Low	<\$50K	\$50-100K	\$100K+	Above average	Average [30-35%]	Below average
4A. Former President Donald Trump: Please tell me if your general impression is favorable or unfavorable, or if you don't really have an opinion. If you have not heard of the person, just let me know.	Favorable	77%	65%	49%	65%	59%	57%	68%	60%	56%
	Unfavorable	15%	29%	37%	25%	29%	39%	24%	29%	37%
	No opinion	7%	5%	13%	7%	11%	4%	6%	11%	7%
	[VOL] No answer -RF	2%	1%	1%	3%	1%	0%	3%	1%	0%

		EVANGELICAL		MAGA SUPPORTER	
		Yes	No	Yes	No
4A. Former President Donald Trump: Please tell me if your general impression is favorable or unfavorable, or if you don't really have an opinion. If you have not heard of the person, just let me know.	Favorable	66%	53%	85%	29%
	Unfavorable	22%	39%	8%	56%
	No opinion	10%	7%	6%	12%
	[VOL] No answer -RF	1%	1%	0%	2%

Monmouth University-Washington Post Poll -- South Carolina Republican primary voters -- 9/14/23

		TOTAL	24 GOP VOTE CHOICE		PARTY IDENTIFICATION			POLITICAL IDEOLOGY		
			Trump	Other cand	Strong Repub	Soft, lean Repub	Indep or Dem	Very conserv	Somewht conserv	Moderate -liberal
4B. Florida Governor Ron DeSantis: Please tell me if your general impression is favorable or unfavorable, or if you don't really have an opinion. If you have not heard of the person, just let me know.	Favorable	50%	56%	45%	66%	54%	11%	65%	58%	30%
	Unfavorable	30%	23%	38%	17%	26%	67%	16%	21%	52%
	No opinion	13%	11%	13%	12%	15%	13%	11%	19%	10%
	Not heard of	2%	2%	3%	1%	2%	5%	2%	1%	4%
	[VOL] No answer -RF	4%	7%	2%	4%	3%	5%	5%	1%	5%

		GENDER		AGE			COLLEGE GRAD		VOTED IN 2016 GOP PRIMARY	
		Male	Female	18-49	50-64	65+	No degree	4 yr degree	Yes	No
4B. Florida Governor Ron DeSantis: Please tell me if your general impression is favorable or unfavorable, or if you don't really have an opinion. If you have not heard of the person, just let me know.	Favorable	53%	47%	47%	49%	53%	48%	53%	58%	40%
	Unfavorable	28%	32%	36%	36%	22%	26%	38%	24%	38%
	No opinion	12%	14%	10%	13%	15%	16%	8%	12%	15%
	Not heard of	2%	3%	2%	2%	3%	4%	0%	3%	2%
	[VOL] No answer -RF	5%	3%	4%	0%	7%	6%	1%	3%	5%

		GOP PRIMARY HISTORY since 2016			INCOME			REGION by Trump 2016 county primary share		
		High	Moderate	Low	<\$50K	\$50-100K	\$100K+	Above average	Average [30-35%]	Below average
4B. Florida Governor Ron DeSantis: Please tell me if your general impression is favorable or unfavorable, or if you don't really have an opinion. If you have not heard of the person, just let me know.	Favorable	64%	52%	42%	42%	57%	51%	53%	48%	53%
	Unfavorable	19%	32%	35%	29%	28%	34%	25%	31%	34%
	No opinion	11%	10%	16%	18%	9%	11%	12%	15%	10%
	Not heard of	1%	2%	3%	5%	1%	2%	0%	4%	1%
	[VOL] No answer -RF	4%	4%	4%	6%	6%	1%	10%	3%	2%

		EVANGELICAL		MAGA SUPPORTER	
		Yes	No	Yes	No
4B. Florida Governor Ron DeSantis: Please tell me if your general impression is favorable or unfavorable, or if you don't really have an opinion. If you have not heard of the person, just let me know.	Favorable	54%	45%	61%	34%
	Unfavorable	29%	33%	22%	45%
	No opinion	10%	16%	12%	13%
	Not heard of	2%	3%	2%	2%
	[VOL] No answer -RF	4%	4%	3%	6%

Monmouth University-Washington Post Poll -- South Carolina Republican primary voters -- 9/14/23

		TOTAL	24 GOP VOTE CHOICE		PARTY IDENTIFICATION			POLITICAL IDEOLOGY		
			Trump	Other cand	Strong Repub	Soft, lean Repub	Indep or Dem	Very conserv	Somewht conserv	Moderate -liberal
4C. Former Vice President Mike Pence: Please tell me if your general impression is favorable or unfavorable, or if you don't really have an opinion. If you have not heard of the person, just let me know.	Favorable	20%	13%	27%	20%	20%	21%	19%	24%	18%
	Unfavorable	56%	65%	50%	57%	55%	57%	58%	56%	55%
	No opinion	18%	12%	20%	17%	20%	17%	17%	17%	20%
	Not heard of	1%	1%	1%	0%	1%	2%	1%	1%	2%
	[VOL] No answer -RF	4%	8%	1%	5%	3%	3%	5%	2%	5%

		GENDER		AGE			COLLEGE GRAD		VOTED IN 2016 GOP PRIMARY	
		Male	Female	18-49	50-64	65+	No degree	4 yr degree	Yes	No
4C. Former Vice President Mike Pence: Please tell me if your general impression is favorable or unfavorable, or if you don't really have an opinion. If you have not heard of the person, just let me know.	Favorable	20%	21%	21%	14%	24%	18%	24%	22%	18%
	Unfavorable	57%	56%	60%	68%	45%	56%	57%	56%	56%
	No opinion	16%	20%	16%	15%	22%	18%	17%	17%	20%
	Not heard of	1%	1%	0%	2%	1%	1%	0%	1%	1%
	[VOL] No answer -RF	7%	2%	3%	2%	8%	6%	1%	4%	5%

		GOP PRIMARY HISTORY since 2016			INCOME			REGION by Trump 2016 county primary share		
		High	Moderate	Low	<\$50K	\$50-100K	\$100K+	Above average	Average [30-35%]	Below average
4C. Former Vice President Mike Pence: Please tell me if your general impression is favorable or unfavorable, or if you don't really have an opinion. If you have not heard of the person, just let me know.	Favorable	20%	25%	17%	25%	22%	16%	21%	19%	22%
	Unfavorable	56%	60%	54%	50%	51%	71%	50%	57%	60%
	No opinion	19%	10%	23%	15%	21%	13%	21%	18%	16%
	Not heard of	1%	0%	2%	3%	0%	0%	0%	2%	0%
	[VOL] No answer -RF	5%	4%	4%	7%	6%	1%	9%	4%	2%

		EVANGELICAL		MAGA SUPPORTER	
		Yes	No	Yes	No
4C. Former Vice President Mike Pence: Please tell me if your general impression is favorable or unfavorable, or if you don't really have an opinion. If you have not heard of the person, just let me know.	Favorable	24%	15%	15%	25%
	Unfavorable	54%	60%	65%	49%
	No opinion	16%	20%	15%	20%
	Not heard of	0%	2%	1%	1%
	[VOL] No answer -RF	6%	3%	4%	5%

Monmouth University-Washington Post Poll -- South Carolina Republican primary voters -- 9/14/23

		TOTAL	24 GOP VOTE CHOICE		PARTY IDENTIFICATION			POLITICAL IDEOLOGY		
			Trump	Other cand	Strong Repub	Soft, lean Repub	Indep or Dem	Very conserv	Somewht conserv	Moderate -liberal
4D. Former South Carolina Governor and UN Ambassador Nikki Haley: Please tell me if your general impression is favorable or unfavorable, or if you don't really have an opinion. If you have not heard of the person, just let me know.	Favorable	59%	52%	65%	65%	61%	46%	55%	65%	59%
	Unfavorable	24%	33%	18%	22%	26%	26%	30%	22%	21%
	No opinion	12%	8%	14%	8%	10%	21%	10%	12%	12%
	Not heard of	1%	0%	2%	0%	1%	4%	0%	0%	3%
	[VOL] No answer -RF	4%	7%	1%	5%	3%	3%	5%	1%	5%

		GENDER		AGE			COLLEGE GRAD		VOTED IN 2016 GOP PRIMARY	
		Male	Female	18-49	50-64	65+	No degree	4 yr degree	Yes	No
4D. Former South Carolina Governor and UN Ambassador Nikki Haley: Please tell me if your general impression is favorable or unfavorable, or if you don't really have an opinion. If you have not heard of the person, just let me know.	Favorable	57%	61%	51%	61%	63%	59%	59%	63%	54%
	Unfavorable	29%	20%	30%	23%	21%	24%	25%	24%	25%
	No opinion	9%	14%	11%	15%	9%	10%	14%	10%	14%
	Not heard of	0%	2%	4%	0%	0%	1%	1%	0%	3%
	[VOL] No answer -RF	5%	3%	3%	0%	7%	6%	1%	3%	5%

		GOP PRIMARY HISTORY since 2016			INCOME			REGION by Trump 2016 county primary share		
		High	Moderate	Low	<\$50K	\$50-100K	\$100K+	Above average	Average [30-35%]	Below average
4D. Former South Carolina Governor and UN Ambassador Nikki Haley: Please tell me if your general impression is favorable or unfavorable, or if you don't really have an opinion. If you have not heard of the person, just let me know.	Favorable	61%	63%	55%	52%	63%	62%	57%	60%	59%
	Unfavorable	23%	25%	24%	27%	20%	26%	17%	27%	26%
	No opinion	12%	8%	14%	14%	12%	9%	16%	9%	12%
	Not heard of	0%	0%	3%	1%	0%	3%	0%	2%	0%
	[VOL] No answer -RF	5%	4%	4%	6%	5%	1%	11%	2%	2%

		EVANGELICAL		MAGA SUPPORTER	
		Yes	No	Yes	No
4D. Former South Carolina Governor and UN Ambassador Nikki Haley: Please tell me if your general impression is favorable or unfavorable, or if you don't really have an opinion. If you have not heard of the person, just let me know.	Favorable	60%	58%	56%	62%
	Unfavorable	26%	22%	30%	19%
	No opinion	10%	13%	11%	13%
	Not heard of	0%	2%	0%	1%
	[VOL] No answer -RF	4%	4%	3%	5%

Monmouth University-Washington Post Poll -- South Carolina Republican primary voters -- 9/14/23

		TOTAL	24 GOP VOTE CHOICE		PARTY IDENTIFICATION			POLITICAL IDEOLOGY		
			Trump	Other cand	Strong Repub	Soft, lean Repub	Indep or Dem	Very conserv	Somewht conserv	Moderate -liberal
4E. Business entrepreneur Vivek Ramaswamy: Please tell me if your general impression is favorable or unfavorable, or if you don't really have an opinion. If you have not heard of the person, just let me know.	Favorable	28%	35%	22%	36%	31%	6%	39%	32%	14%
	Unfavorable	33%	28%	37%	26%	28%	54%	25%	30%	42%
	No opinion	20%	18%	21%	21%	20%	18%	21%	21%	19%
	Not heard of	16%	13%	17%	13%	19%	16%	10%	16%	21%
	[VOL] No answer -RF	4%	6%	2%	4%	3%	5%	4%	1%	5%

		GENDER		AGE			COLLEGE GRAD		VOTED IN 2016 GOP PRIMARY	
		Male	Female	18-49	50-64	65+	No degree	4 yr degree	Yes	No
4E. Business entrepreneur Vivek Ramaswamy: Please tell me if your general impression is favorable or unfavorable, or if you don't really have an opinion. If you have not heard of the person, just let me know.	Favorable	33%	23%	32%	28%	25%	27%	30%	31%	24%
	Unfavorable	34%	31%	30%	35%	32%	31%	34%	28%	38%
	No opinion	15%	25%	19%	19%	22%	21%	19%	23%	16%
	Not heard of	13%	18%	15%	17%	15%	16%	15%	15%	17%
	[VOL] No answer -RF	5%	3%	4%	0%	7%	5%	1%	3%	5%

		GOP PRIMARY HISTORY since 2016			INCOME			REGION by Trump 2016 county primary share		
		High	Moderate	Low	<\$50K	\$50-100K	\$100K+	Above average	Average [30-35%]	Below average
4E. Business entrepreneur Vivek Ramaswamy: Please tell me if your general impression is favorable or unfavorable, or if you don't really have an opinion. If you have not heard of the person, just let me know.	Favorable	34%	31%	22%	21%	30%	33%	31%	29%	22%
	Unfavorable	28%	33%	35%	33%	28%	33%	30%	31%	38%
	No opinion	24%	19%	19%	19%	22%	17%	20%	20%	21%
	Not heard of	10%	14%	20%	22%	14%	15%	10%	17%	17%
	[VOL] No answer -RF	5%	4%	4%	6%	5%	1%	9%	3%	2%

		EVANGELICAL		MAGA SUPPORTER	
		Yes	No	Yes	No
4E. Business entrepreneur Vivek Ramaswamy: Please tell me if your general impression is favorable or unfavorable, or if you don't really have an opinion. If you have not heard of the person, just let me know.	Favorable	28%	27%	39%	16%
	Unfavorable	31%	34%	23%	45%
	No opinion	21%	19%	22%	17%
	Not heard of	15%	16%	12%	16%
	[VOL] No answer -RF	5%	3%	2%	6%

Monmouth University-Washington Post Poll -- South Carolina Republican primary voters -- 9/14/23

		TOTAL	24 GOP VOTE CHOICE		PARTY IDENTIFICATION			POLITICAL IDEOLOGY		
			Trump	Other cand	Strong Repub	Soft, lean Repub	Indep or Dem	Very conserv	Somewht conserv	Moderate -liberal
4F. South Carolina Senator Tim Scott: Please tell me if your general impression is favorable or unfavorable, or if you don't really have an opinion. If you have not heard of the person, just let me know.	Favorable	62%	60%	64%	70%	69%	34%	68%	65%	53%
	Unfavorable	20%	18%	21%	14%	16%	37%	14%	16%	28%
	No opinion	13%	14%	10%	11%	10%	22%	12%	17%	11%
	Not heard of	1%	1%	2%	0%	2%	2%	0%	1%	3%
	[VOL] No answer -RF	4%	7%	2%	5%	3%	5%	6%	1%	5%

		GENDER		AGE			COLLEGE GRAD		VOTED IN 2016 GOP PRIMARY	
		Male	Female	18-49	50-64	65+	No degree	4 yr degree	Yes	No
4F. South Carolina Senator Tim Scott: Please tell me if your general impression is favorable or unfavorable, or if you don't really have an opinion. If you have not heard of the person, just let me know.	Favorable	64%	60%	58%	66%	61%	61%	62%	75%	45%
	Unfavorable	19%	20%	20%	20%	19%	18%	22%	12%	30%
	No opinion	11%	14%	14%	12%	12%	13%	12%	9%	18%
	Not heard of	0%	3%	4%	1%	0%	1%	2%	1%	2%
	[VOL] No answer -RF	6%	3%	4%	2%	7%	6%	1%	4%	5%

		GOP PRIMARY HISTORY since 2016			INCOME			REGION by Trump 2016 county primary share		
		High	Moderate	Low	<\$50K	\$50-100K	\$100K+	Above average	Average [30-35%]	Below average
4F. South Carolina Senator Tim Scott: Please tell me if your general impression is favorable or unfavorable, or if you don't really have an opinion. If you have not heard of the person, just let me know.	Favorable	76%	69%	50%	58%	66%	64%	58%	63%	62%
	Unfavorable	14%	13%	27%	21%	18%	19%	21%	16%	26%
	No opinion	5%	13%	16%	12%	10%	14%	12%	15%	8%
	Not heard of	0%	0%	3%	2%	0%	3%	0%	2%	1%
	[VOL] No answer -RF	5%	4%	5%	7%	6%	1%	9%	4%	2%

		EVANGELICAL		MAGA SUPPORTER	
		Yes	No	Yes	No
4F. South Carolina Senator Tim Scott: Please tell me if your general impression is favorable or unfavorable, or if you don't really have an opinion. If you have not heard of the person, just let me know.	Favorable	65%	58%	67%	55%
	Unfavorable	18%	20%	16%	25%
	No opinion	11%	15%	14%	12%
	Not heard of	0%	3%	0%	2%
	[VOL] No answer -RF	5%	4%	3%	6%

Monmouth University-Washington Post Poll -- South Carolina Republican primary voters -- 9/14/23

		TOTAL	24 GOP VOTE CHOICE		PARTY IDENTIFICATION			POLITICAL IDEOLOGY		
			Trump	Other cand	Strong Repub	Soft, lean Repub	Indep or Dem	Very conserv	Somewht conserv	Moderate -liberal
4G. Former Arkansas Governor Asa Hutchinson: Please tell me if your general impression is favorable or unfavorable, or if you don't really have an opinion. If you have not heard of the person, just let me know.	Favorable	8%	2%	14%	5%	5%	21%	3%	8%	13%
	Unfavorable	37%	48%	29%	40%	39%	28%	46%	39%	28%
	No opinion	30%	25%	34%	34%	30%	22%	29%	35%	28%
	Not heard of	20%	18%	21%	15%	23%	24%	17%	16%	26%
	[VOL] No answer -RF	4%	7%	2%	5%	3%	5%	6%	2%	4%

		GENDER		AGE			COLLEGE GRAD		VOTED IN 2016 GOP PRIMARY	
		Male	Female	18-49	50-64	65+	No degree	4 yr degree	Yes	No
4G. Former Arkansas Governor Asa Hutchinson: Please tell me if your general impression is favorable or unfavorable, or if you don't really have an opinion. If you have not heard of the person, just let me know.	Favorable	8%	9%	4%	12%	8%	7%	11%	7%	10%
	Unfavorable	41%	33%	32%	39%	39%	38%	36%	38%	36%
	No opinion	30%	31%	31%	28%	31%	29%	32%	33%	27%
	Not heard of	16%	24%	28%	19%	15%	20%	20%	19%	21%
	[VOL] No answer -RF	6%	3%	4%	2%	7%	6%	1%	4%	6%

		GOP PRIMARY HISTORY since 2016			INCOME			REGION by Trump 2016 county primary share		
		High	Moderate	Low	<\$50K	\$50-100K	\$100K+	Above average	Average [30-35%]	Below average
4G. Former Arkansas Governor Asa Hutchinson: Please tell me if your general impression is favorable or unfavorable, or if you don't really have an opinion. If you have not heard of the person, just let me know.	Favorable	3%	10%	10%	6%	9%	10%	7%	7%	12%
	Unfavorable	48%	36%	32%	33%	38%	41%	39%	37%	36%
	No opinion	34%	32%	27%	30%	31%	27%	29%	30%	32%
	Not heard of	10%	19%	25%	24%	17%	21%	17%	22%	18%
	[VOL] No answer -RF	5%	4%	5%	7%	6%	1%	9%	4%	2%

		EVANGELICAL		MAGA SUPPORTER	
		Yes	No	Yes	No
4G. Former Arkansas Governor Asa Hutchinson: Please tell me if your general impression is favorable or unfavorable, or if you don't really have an opinion. If you have not heard of the person, just let me know.	Favorable	8%	8%	4%	15%
	Unfavorable	37%	37%	46%	30%
	No opinion	29%	33%	31%	28%
	Not heard of	21%	18%	16%	21%
	[VOL] No answer -RF	5%	4%	3%	6%

Monmouth University-Washington Post Poll -- South Carolina Republican primary voters -- 9/14/23

		TOTAL	24 GOP VOTE CHOICE		PARTY IDENTIFICATION			POLITICAL IDEOLOGY		
			Trump	Other cand	Strong Repub	Soft, lean Repub	Indep or Dem	Very conserv	Somewht conserv	Moderate-liberal
4H. Former New Jersey Governor Chris Christie: Please tell me if your general impression is favorable or unfavorable, or if you don't really have an opinion. If you have not heard of the person, just let me know.	Favorable	16%	5%	26%	9%	15%	32%	6%	16%	26%
	Unfavorable	61%	74%	50%	70%	64%	38%	73%	67%	45%
	No opinion	15%	7%	20%	11%	17%	19%	14%	12%	19%
	Not heard of	4%	5%	2%	5%	1%	6%	2%	4%	5%
	[VOL] No answer -RF	5%	8%	2%	5%	3%	5%	6%	2%	5%

		GENDER		AGE			COLLEGE GRAD		VOTED IN 2016 GOP PRIMARY	
		Male	Female	18-49	50-64	65+	No degree	4 yr degree	Yes	No
4H. Former New Jersey Governor Chris Christie: Please tell me if your general impression is favorable or unfavorable, or if you don't really have an opinion. If you have not heard of the person, just let me know.	Favorable	13%	19%	13%	16%	18%	11%	25%	14%	19%
	Unfavorable	66%	56%	65%	64%	56%	64%	56%	63%	58%
	No opinion	13%	17%	14%	14%	16%	14%	16%	16%	14%
	Not heard of	2%	5%	4%	4%	2%	5%	1%	4%	3%
	[VOL] No answer -RF	6%	3%	4%	2%	7%	6%	2%	4%	6%

		GOP PRIMARY HISTORY since 2016			INCOME			REGION by Trump 2016 county primary share		
		High	Moderate	Low	<\$50K	\$50-100K	\$100K+	Above average	Average [30-35%]	Below average
4H. Former New Jersey Governor Chris Christie: Please tell me if your general impression is favorable or unfavorable, or if you don't really have an opinion. If you have not heard of the person, just let me know.	Favorable	9%	18%	18%	13%	13%	23%	14%	12%	26%
	Unfavorable	69%	63%	56%	58%	64%	62%	65%	63%	54%
	No opinion	15%	12%	17%	17%	14%	12%	9%	17%	16%
	Not heard of	2%	3%	4%	6%	3%	2%	3%	5%	1%
	[VOL] No answer -RF	5%	4%	5%	7%	6%	1%	9%	4%	3%

		EVANGELICAL		MAGA SUPPORTER	
		Yes	No	Yes	No
4H. Former New Jersey Governor Chris Christie: Please tell me if your general impression is favorable or unfavorable, or if you don't really have an opinion. If you have not heard of the person, just let me know.	Favorable	11%	22%	7%	27%
	Unfavorable	63%	58%	75%	46%
	No opinion	18%	11%	11%	17%
	Not heard of	3%	5%	3%	4%
	[VOL] No answer -RF	5%	4%	4%	6%

Monmouth University-Washington Post Poll -- South Carolina Republican primary voters -- 9/14/23

		TOTAL	24 GOP VOTE CHOICE		PARTY IDENTIFICATION			POLITICAL IDEOLOGY		
			Trump	Other cand	Strong Repub	Soft, lean Repub	Indep or Dem	Very conserv	Somewht conserv	Moderate -liberal
4I. North Dakota Governor Doug Burgum: Please tell me if your general impression is favorable or unfavorable, or if you don't really have an opinion. If you have not heard of the person, just let me know.	Favorable	9%	9%	9%	9%	10%	7%	10%	11%	7%
	Unfavorable	25%	32%	19%	26%	25%	21%	30%	23%	21%
	No opinion	31%	22%	38%	28%	31%	36%	27%	35%	32%
	Not heard of	31%	29%	32%	31%	32%	31%	29%	28%	36%
	[VOL] No answer -RF	5%	8%	2%	6%	3%	5%	5%	3%	5%

		GENDER		AGE			COLLEGE GRAD		VOTED IN 2016 GOP PRIMARY	
		Male	Female	18-49	50-64	65+	No degree	4 yr degree	Yes	No
4I. North Dakota Governor Doug Burgum: Please tell me if your general impression is favorable or unfavorable, or if you don't really have an opinion. If you have not heard of the person, just let me know.	Favorable	9%	9%	7%	8%	11%	8%	10%	10%	8%
	Unfavorable	28%	21%	18%	28%	27%	26%	22%	23%	27%
	No opinion	31%	31%	32%	31%	31%	29%	35%	32%	29%
	Not heard of	26%	35%	39%	32%	24%	30%	32%	31%	31%
	[VOL] No answer -RF	6%	4%	4%	1%	8%	6%	2%	4%	5%

		GOP PRIMARY HISTORY since 2016			INCOME			REGION by Trump 2016 county primary share		
		High	Moderate	Low	<\$50K	\$50-100K	\$100K+	Above average	Average [30-35%]	Below average
4I. North Dakota Governor Doug Burgum: Please tell me if your general impression is favorable or unfavorable, or if you don't really have an opinion. If you have not heard of the person, just let me know.	Favorable	13%	10%	7%	8%	11%	7%	6%	11%	7%
	Unfavorable	25%	25%	24%	24%	25%	26%	31%	23%	24%
	No opinion	31%	32%	30%	24%	31%	34%	32%	30%	32%
	Not heard of	25%	28%	35%	37%	26%	32%	21%	34%	33%
	[VOL] No answer -RF	6%	5%	4%	7%	7%	1%	11%	3%	3%

		EVANGELICAL		MAGA SUPPORTER	
		Yes	No	Yes	No
4I. North Dakota Governor Doug Burgum: Please tell me if your general impression is favorable or unfavorable, or if you don't really have an opinion. If you have not heard of the person, just let me know.	Favorable	10%	7%	9%	10%
	Unfavorable	25%	25%	28%	19%
	No opinion	28%	35%	29%	34%
	Not heard of	32%	30%	29%	31%
	[VOL] No answer -RF	5%	4%	4%	6%

Monmouth University-Washington Post Poll -- South Carolina Republican primary voters -- 9/14/23

		TOTAL	24 GOP VOTE CHOICE		PARTY IDENTIFICATION			POLITICAL IDEOLOGY		
			Trump	Other cand	Strong Repub	Soft, lean Repub	Indep or Dem	Very conserv	Somewht conserv	Moderate -liberal
5. If the Republican primary for president was held today, for which one of the following candidates would you cast your vote? [NAME ORDER RANDOMIZED]	Donald Trump	46%	100%	0%	62%	45%	13%	62%	49%	27%
	Ron DeSantis	9%	0%	17%	11%	10%	2%	10%	10%	6%
	Mike Pence	3%	0%	6%	1%	3%	7%	3%	4%	3%
	Nikki Haley	18%	0%	36%	11%	21%	28%	10%	18%	26%
	Vivek Ramaswamy	3%	0%	6%	3%	4%	0%	2%	5%	2%
	Tim Scott	10%	0%	20%	7%	12%	14%	8%	8%	15%
	Asa Hutchinson	2%	0%	3%	1%	1%	5%	1%	1%	3%
	Chris Christie	5%	0%	10%	1%	1%	21%	0%	2%	12%
	Doug Burgum	0%	0%	1%	0%	0%	1%	0%	0%	1%
	(VOL) Someone else	1%	0%	1%	0%	1%	1%	1%	0%	1%
[VOL] DK-RF	4%	0%	0%	4%	2%	7%	4%	3%	4%	

		GENDER		AGE			COLLEGE GRAD		VOTED IN 2016 GOP PRIMARY	
		Male	Female	18-49	50-64	65+	No degree	4 yr degree	Yes	No
5. If the Republican primary for president was held today, for which one of the following candidates would you cast your vote? [NAME ORDER RANDOMIZED]	Donald Trump	51%	41%	35%	52%	49%	54%	30%	51%	39%
	Ron DeSantis	9%	8%	9%	10%	7%	5%	14%	12%	5%
	Mike Pence	1%	5%	4%	1%	4%	2%	5%	2%	4%
	Nikki Haley	18%	19%	19%	15%	20%	16%	22%	16%	21%
	Vivek Ramaswamy	3%	2%	7%	1%	1%	3%	2%	2%	3%
	Tim Scott	11%	10%	15%	8%	8%	9%	12%	10%	11%
	Asa Hutchinson	2%	1%	0%	4%	1%	1%	2%	1%	2%
	Chris Christie	3%	7%	6%	6%	4%	4%	7%	3%	8%
	Doug Burgum	0%	1%	1%	0%	0%	0%	1%	0%	0%
	(VOL) Someone else	0%	1%	1%	0%	1%	1%	0%	0%	1%
[VOL] DK-RF	2%	6%	3%	3%	6%	4%	4%	3%	5%	

Monmouth University-Washington Post Poll -- South Carolina Republican primary voters -- 9/14/23

		GOP PRIMARY HISTORY since 2016			INCOME			REGION by Trump 2016 county primary share		
		High	Moderate	Low	<\$50K	\$50-100K	\$100K+	Above average	Average [30-35%]	Below average
5. If the Republican primary for president was held today, for which one of the following candidates would you cast your vote? [NAME ORDER RANDOMIZED]	Donald Trump	54%	54%	36%	61%	40%	35%	51%	47%	39%
	Ron DeSantis	13%	7%	7%	4%	13%	9%	7%	6%	15%
	Mike Pence	1%	3%	4%	4%	2%	3%	5%	2%	3%
	Nikki Haley	14%	15%	22%	15%	20%	22%	17%	19%	18%
	Vivek Ramaswamy	2%	3%	3%	2%	5%	3%	2%	4%	1%
	Tim Scott	8%	12%	10%	6%	13%	11%	10%	10%	12%
	Asa Hutchinson	0%	1%	3%	2%	1%	2%	0%	2%	2%
	Chris Christie	3%	4%	7%	4%	3%	9%	5%	4%	7%
	Doug Burgum	1%	0%	0%	1%	0%	0%	0%	1%	0%
	(VOL) Someone else	0%	0%	1%	0%	0%	1%	0%	1%	1%
[VOL] DK-RF	4%	1%	5%	2%	2%	5%	2%	5%	2%	

		EVANGELICAL		MAGA SUPPORTER	
		Yes	No	Yes	No
5. If the Republican primary for president was held today, for which one of the following candidates would you cast your vote? [NAME ORDER RANDOMIZED]	Donald Trump	50%	39%	68%	21%
	Ron DeSantis	8%	9%	9%	8%
	Mike Pence	3%	4%	1%	4%
	Nikki Haley	16%	21%	9%	29%
	Vivek Ramaswamy	2%	3%	5%	1%
	Tim Scott	12%	8%	3%	19%
	Asa Hutchinson	2%	1%	1%	3%
	Chris Christie	3%	9%	0%	11%
	Doug Burgum	0%	1%	0%	1%
	(VOL) Someone else	1%	0%	0%	1%
[VOL] DK-RF	3%	5%	4%	3%	

		TOTAL	24 GOP VOTE CHOICE		PARTY IDENTIFICATION			POLITICAL IDEOLOGY		
			Trump	Other cand	Strong Repub	Soft, lean Repub	Indep or Dem	Very conserv	Somewht conserv	Moderate -liberal
6. Are you definitely supporting [NAME IN Q5] to be the Republican Partys nominee, or would you consider supporting another candidate?	Are you definitely supporting	51%	76%	33%	59%	47%	42%	57%	50%	46%
	Would you consider supporting another candidate	42%	23%	62%	35%	48%	44%	36%	43%	46%
	[VOL] DK-RF	3%	2%	4%	2%	2%	6%	2%	4%	3%
	[Q5] No first choice	4%	0%	1%	4%	2%	8%	5%	3%	5%

Monmouth University-Washington Post Poll -- South Carolina Republican primary voters -- 9/14/23

		GENDER		AGE			COLLEGE GRAD		VOTED IN 2016 GOP PRIMARY	
		Male	Female	18-49	50-64	65+	No degree	4 yr degree	Yes	No
6. Are you definitely supporting [NAME IN Q5] to be the Republican Partys nominee, or would you consider supporting another candidate?	Are you definitely supporting	58%	45%	50%	50%	53%	57%	40%	53%	49%
	Would you consider supporting another candidate	37%	46%	44%	43%	38%	35%	53%	42%	42%
	[VOL] DK-RF	3%	2%	2%	4%	2%	3%	2%	2%	3%
	[Q5] No first choice	2%	7%	3%	3%	6%	4%	4%	3%	6%

		GOP PRIMARY HISTORY since 2016			INCOME			REGION by Trump 2016 county primary share		
		High	Moderate	Low	<\$50K	\$50-100K	\$100K+	Above average	Average [30-35%]	Below average
6. Are you definitely supporting [NAME IN Q5] to be the Republican Partys nominee, or would you consider supporting another candidate?	Are you definitely supporting	58%	53%	47%	63%	47%	45%	51%	52%	50%
	Would you consider supporting another candidate	36%	45%	42%	32%	45%	49%	40%	42%	43%
	[VOL] DK-RF	2%	1%	5%	3%	5%	0%	6%	1%	4%
	[Q5] No first choice	4%	2%	6%	2%	2%	6%	2%	6%	3%

		EVANGELICAL		MAGA SUPPORTER	
		Yes	No	Yes	No
6. Are you definitely supporting [NAME IN Q5] to be the Republican Partys nominee, or would you consider supporting another candidate?	Are you definitely supporting	56%	45%	59%	43%
	Would you consider supporting another candidate	38%	46%	35%	50%
	[VOL] DK-RF	3%	3%	2%	3%
	[Q5] No first choice	4%	5%	4%	4%

Monmouth University-Washington Post Poll -- South Carolina Republican primary voters -- 9/14/23

		TOTAL	24 GOP VOTE CHOICE		PARTY IDENTIFICATION			POLITICAL IDEOLOGY		
			Trump	Other cand	Strong Repub	Soft, lean Repub	Indep or Dem	Very conserv	Somewht conserv	Moderate -liberal
7. Who would be your second choice? [IF DEFINITE SUPPORTER: If [NAME IN Q5] decides to drop out of the race before February,...]	Donald Trump	7%	0%	13%	8%	7%	4%	7%	7%	6%
	Ron DeSantis	21%	32%	13%	32%	18%	6%	30%	22%	13%
	Mike Pence	3%	1%	5%	1%	5%	5%	1%	4%	4%
	Nikki Haley	16%	16%	17%	17%	14%	15%	10%	19%	18%
	Vivek Ramaswamy	9%	15%	5%	12%	11%	1%	13%	11%	4%
	Tim Scott	15%	13%	18%	13%	18%	13%	13%	16%	16%
	Asa Hutchinson	3%	0%	5%	0%	0%	12%	0%	1%	7%
	Chris Christie	4%	0%	8%	2%	2%	12%	1%	3%	7%
	Doug Burgum	1%	0%	1%	0%	1%	0%	2%	0%	0%
	(VOL) No one	9%	11%	8%	4%	9%	20%	8%	6%	12%
	(VOL) Someone else	1%	1%	1%	1%	2%	0%	1%	2%	1%
	[VOL] DK-RF	7%	10%	4%	5%	10%	4%	7%	5%	7%
	[Q5] No first choice	4%	0%	1%	4%	2%	8%	5%	3%	5%

		GENDER		AGE			COLLEGE GRAD		VOTED IN 2016 GOP PRIMARY	
		Male	Female	18-49	50-64	65+	No degree	4 yr degree	Yes	No
7. Who would be your second choice? [IF DEFINITE SUPPORTER: If [NAME IN Q5] decides to drop out of the race before February,...]	Donald Trump	7%	7%	8%	9%	4%	6%	8%	7%	6%
	Ron DeSantis	27%	17%	18%	21%	25%	24%	18%	23%	20%
	Mike Pence	2%	4%	5%	1%	4%	3%	3%	2%	4%
	Nikki Haley	14%	16%	14%	13%	18%	16%	15%	17%	14%
	Vivek Ramaswamy	9%	10%	13%	10%	6%	8%	11%	8%	10%
	Tim Scott	13%	17%	12%	18%	15%	16%	13%	18%	11%
	Asa Hutchinson	1%	4%	3%	3%	1%	3%	1%	1%	5%
	Chris Christie	5%	3%	3%	4%	5%	3%	6%	3%	5%
	Doug Burgum	1%	0%	0%	0%	2%	1%	0%	1%	0%
	(VOL) No one	10%	8%	15%	10%	4%	7%	13%	8%	10%
	(VOL) Someone else	2%	1%	1%	1%	1%	1%	2%	1%	2%
	[VOL] DK-RF	8%	5%	4%	7%	9%	8%	5%	8%	5%
	[Q5] No first choice	2%	7%	3%	3%	6%	4%	4%	3%	6%

Monmouth University-Washington Post Poll -- South Carolina Republican primary voters -- 9/14/23

		GOP PRIMARY HISTORY since 2016			INCOME			REGION by Trump 2016 county primary share		
		High	Moderate	Low	<\$50K	\$50-100K	\$100K+	Above average	Average [30-35%]	Below average
7. Who would be your second choice? [IF DEFINITE SUPPORTER: If [NAME IN Q5] decides to drop out of the race before February,...]	Donald Trump	11%	5%	6%	5%	9%	6%	5%	6%	10%
	Ron DeSantis	25%	23%	18%	22%	19%	23%	27%	19%	21%
	Mike Pence	3%	2%	4%	5%	4%	1%	6%	2%	2%
	Nikki Haley	18%	19%	12%	14%	18%	13%	9%	18%	16%
	Vivek Ramaswamy	6%	10%	10%	8%	9%	14%	12%	9%	8%
	Tim Scott	16%	16%	14%	22%	14%	12%	16%	16%	14%
	Asa Hutchinson	0%	1%	5%	4%	3%	1%	3%	2%	3%
	Chris Christie	2%	4%	5%	2%	4%	6%	3%	3%	8%
	Doug Burgum	2%	1%	0%	1%	1%	0%	1%	1%	0%
	(VOL) No one	6%	8%	11%	8%	6%	12%	6%	11%	9%
	(VOL) Someone else	0%	1%	2%	1%	2%	1%	2%	1%	2%
	[VOL] DK-RF	7%	8%	5%	6%	9%	4%	9%	7%	5%
	[Q5] No first choice	4%	2%	6%	2%	2%	6%	2%	6%	3%

		EVANGELICAL		MAGA SUPPORTER	
		Yes	No	Yes	No
7. Who would be your second choice? [IF DEFINITE SUPPORTER: If [NAME IN Q5] decides to drop out of the race before February,...]	Donald Trump	7%	6%	9%	3%
	Ron DeSantis	23%	21%	28%	12%
	Mike Pence	4%	2%	1%	6%
	Nikki Haley	15%	16%	14%	18%
	Vivek Ramaswamy	10%	8%	14%	6%
	Tim Scott	15%	17%	12%	19%
	Asa Hutchinson	2%	4%	0%	6%
	Chris Christie	4%	5%	1%	8%
	Doug Burgum	1%	0%	1%	1%
	(VOL) No one	8%	9%	8%	11%
	(VOL) Someone else	0%	2%	1%	1%
	[VOL] DK-RF	9%	4%	6%	6%
	[Q5] No first choice	4%	5%	4%	4%

Monmouth University-Washington Post Poll -- South Carolina Republican primary voters -- 9/14/23

		TOTAL	24 GOP VOTE CHOICE		PARTY IDENTIFICATION			POLITICAL IDEOLOGY		
			Trump	Other cand	Strong Repub	Soft, lean Repub	Indep or Dem	Very conserv	Somewht conserv	Moderate -liberal
8A. Inflation and rising prices : I am going to read you a number of issues facing the country. For each one, please tell me if you feel it is...	Extremely important	62%	69%	55%	68%	67%	42%	68%	66%	53%
	Very important	28%	25%	30%	25%	27%	36%	25%	28%	30%
	Just somewhat important	8%	4%	12%	6%	6%	17%	6%	5%	13%
	Not important	1%	0%	2%	0%	0%	4%	1%	0%	2%
	[VOL] DK-RF	1%	2%	0%	1%	0%	1%	0%	1%	2%

		GENDER		AGE			COLLEGE GRAD		VOTED IN 2016 GOP PRIMARY	
		Male	Female	18-49	50-64	65+	No degree	4 yr degree	Yes	No
8A. Inflation and rising prices : I am going to read you a number of issues facing the country. For each one, please tell me if you feel it is...	Extremely important	62%	62%	61%	71%	55%	62%	61%	62%	62%
	Very important	26%	30%	29%	18%	36%	30%	25%	29%	27%
	Just somewhat important	9%	7%	7%	12%	6%	6%	12%	8%	8%
	Not important	1%	1%	1%	0%	1%	1%	1%	0%	1%
	[VOL] DK-RF	2%	0%	1%	0%	2%	1%	0%	1%	2%

		GOP PRIMARY HISTORY since 2016			INCOME			REGION by Trump 2016 county primary share		
		High	Moderate	Low	<\$50K	\$50-100K	\$100K+	Above average	Average [30-35%]	Below average
8A. Inflation and rising prices : I am going to read you a number of issues facing the country. For each one, please tell me if you feel it is...	Extremely important	61%	69%	58%	60%	63%	64%	70%	62%	56%
	Very important	30%	21%	32%	35%	29%	20%	20%	30%	32%
	Just somewhat important	8%	7%	9%	4%	6%	14%	9%	7%	10%
	Not important	0%	2%	1%	1%	0%	2%	1%	1%	1%
	[VOL] DK-RF	1%	1%	1%	1%	2%	0%	0%	2%	1%

		EVANGELICAL		MAGA SUPPORTER	
		Yes	No	Yes	No
8A. Inflation and rising prices : I am going to read you a number of issues facing the country. For each one, please tell me if you feel it is...	Extremely important	63%	59%	70%	53%
	Very important	29%	27%	26%	28%
	Just somewhat important	6%	12%	4%	15%
	Not important	1%	1%	0%	2%
	[VOL] DK-RF	1%	1%	0%	2%

Monmouth University-Washington Post Poll -- South Carolina Republican primary voters -- 9/14/23

		TOTAL	24 GOP VOTE CHOICE		PARTY IDENTIFICATION			POLITICAL IDEOLOGY		
			Trump	Other cand	Strong Repub	Soft, lean Repub	Indep or Dem	Very conserv	Somewht conserv	Moderate -liberal
8B. Government debt : I am going to read you a number of issues facing the country. For each one, please tell me if you feel it is...	Extremely important	53%	60%	47%	60%	59%	27%	62%	58%	41%
	Very important	30%	30%	31%	28%	30%	37%	27%	32%	33%
	Just somewhat important	13%	8%	18%	10%	8%	27%	9%	7%	21%
	Not important	2%	1%	3%	0%	1%	7%	1%	3%	3%
	[VOL] DK-RF	1%	1%	2%	1%	2%	2%	1%	1%	2%

		GENDER		AGE			COLLEGE GRAD		VOTED IN 2016 GOP PRIMARY	
		Male	Female	18-49	50-64	65+	No degree	4 yr degree	Yes	No
8B. Government debt : I am going to read you a number of issues facing the country. For each one, please tell me if you feel it is...	Extremely important	55%	51%	47%	63%	49%	55%	49%	54%	52%
	Very important	28%	32%	32%	21%	37%	29%	32%	31%	30%
	Just somewhat important	12%	13%	16%	13%	11%	11%	16%	13%	13%
	Not important	2%	3%	5%	1%	1%	2%	2%	1%	3%
	[VOL] DK-RF	3%	0%	0%	2%	2%	2%	0%	1%	2%

		GOP PRIMARY HISTORY since 2016			INCOME			REGION by Trump 2016 county primary share		
		High	Moderate	Low	<\$50K	\$50-100K	\$100K+	Above average	Average [30-35%]	Below average
8B. Government debt : I am going to read you a number of issues facing the country. For each one, please tell me if you feel it is...	Extremely important	52%	57%	51%	51%	54%	52%	59%	54%	46%
	Very important	31%	30%	31%	34%	29%	31%	28%	30%	35%
	Just somewhat important	13%	12%	13%	12%	13%	14%	11%	12%	16%
	Not important	1%	1%	3%	2%	1%	3%	3%	3%	1%
	[VOL] DK-RF	3%	0%	2%	1%	3%	0%	0%	2%	2%

		EVANGELICAL		MAGA SUPPORTER	
		Yes	No	Yes	No
8B. Government debt : I am going to read you a number of issues facing the country. For each one, please tell me if you feel it is...	Extremely important	56%	49%	60%	45%
	Very important	30%	31%	28%	32%
	Just somewhat important	12%	15%	9%	17%
	Not important	2%	3%	1%	4%
	[VOL] DK-RF	1%	2%	1%	2%

Monmouth University-Washington Post Poll -- South Carolina Republican primary voters -- 9/14/23

		TOTAL	24 GOP VOTE CHOICE		PARTY IDENTIFICATION			POLITICAL IDEOLOGY		
			Trump	Other cand	Strong Repub	Soft, lean Repub	Indep or Dem	Very conserv	Somewht conserv	Moderate -liberal
8C. Illegal immigration : I am going to read you a number of issues facing the country. For each one, please tell me if you feel it is...	Extremely important	59%	74%	46%	75%	58%	26%	77%	59%	41%
	Very important	23%	21%	24%	20%	25%	26%	16%	26%	25%
	Just somewhat important	13%	3%	21%	2%	17%	28%	3%	12%	24%
	Not important	5%	2%	8%	3%	1%	19%	3%	3%	10%
	[VOL] DK-RF	0%	0%	0%	0%	0%	1%	0%	0%	1%

		GENDER		AGE			COLLEGE GRAD		VOTED IN 2016 GOP PRIMARY	
		Male	Female	18-49	50-64	65+	No degree	4 yr degree	Yes	No
8C. Illegal immigration : I am going to read you a number of issues facing the country. For each one, please tell me if you feel it is...	Extremely important	61%	56%	41%	72%	60%	62%	52%	61%	56%
	Very important	21%	24%	25%	17%	25%	23%	22%	26%	18%
	Just somewhat important	13%	13%	22%	9%	10%	9%	20%	10%	17%
	Not important	4%	6%	11%	1%	5%	6%	5%	3%	8%
	[VOL] DK-RF	1%	0%	1%	0%	0%	0%	0%	0%	1%

		GOP PRIMARY HISTORY since 2016			INCOME			REGION by Trump 2016 county primary share		
		High	Moderate	Low	<\$50K	\$50-100K	\$100K+	Above average	Average [30-35%]	Below average
8C. Illegal immigration : I am going to read you a number of issues facing the country. For each one, please tell me if you feel it is...	Extremely important	70%	61%	51%	55%	65%	53%	61%	60%	53%
	Very important	21%	25%	22%	26%	20%	21%	24%	22%	22%
	Just somewhat important	5%	11%	19%	8%	14%	20%	9%	12%	18%
	Not important	4%	3%	7%	9%	1%	5%	6%	4%	7%
	[VOL] DK-RF	0%	0%	1%	1%	0%	0%	0%	1%	0%

		EVANGELICAL		MAGA SUPPORTER	
		Yes	No	Yes	No
8C. Illegal immigration : I am going to read you a number of issues facing the country. For each one, please tell me if you feel it is...	Extremely important	61%	54%	74%	42%
	Very important	27%	16%	20%	25%
	Just somewhat important	9%	20%	5%	23%
	Not important	3%	9%	1%	10%
	[VOL] DK-RF	0%	0%	0%	1%

Monmouth University-Washington Post Poll -- South Carolina Republican primary voters -- 9/14/23

		TOTAL	24 GOP VOTE CHOICE		PARTY IDENTIFICATION			POLITICAL IDEOLOGY		
			Trump	Other cand	Strong Repub	Soft, lean Repub	Indep or Dem	Very conserv	Somewht conserv	Moderate -liberal
8D. Crime : I am going to read you a number of issues facing the country. For each one, please tell me if you feel it is...	Extremely important	54%	65%	45%	65%	54%	35%	63%	53%	48%
	Very important	33%	29%	36%	28%	37%	37%	32%	37%	30%
	Just somewhat important	10%	4%	15%	5%	8%	22%	3%	9%	17%
	Not important	1%	0%	2%	1%	1%	4%	2%	0%	2%
	[VOL] DK-RF	2%	2%	2%	2%	0%	3%	0%	1%	3%

		GENDER		AGE			COLLEGE GRAD		VOTED IN 2016 GOP PRIMARY	
		Male	Female	18-49	50-64	65+	No degree	4 yr degree	Yes	No
8D. Crime : I am going to read you a number of issues facing the country. For each one, please tell me if you feel it is...	Extremely important	55%	53%	46%	70%	47%	58%	48%	53%	55%
	Very important	29%	36%	34%	23%	40%	33%	33%	35%	30%
	Just somewhat important	11%	8%	17%	6%	7%	6%	17%	9%	10%
	Not important	2%	1%	2%	0%	2%	1%	2%	1%	2%
	[VOL] DK-RF	3%	1%	1%	0%	4%	2%	1%	1%	2%

		GOP PRIMARY HISTORY since 2016			INCOME			REGION by Trump 2016 county primary share		
		High	Moderate	Low	<\$50K	\$50-100K	\$100K+	Above average	Average [30-35%]	Below average
8D. Crime : I am going to read you a number of issues facing the country. For each one, please tell me if you feel it is...	Extremely important	53%	53%	55%	55%	56%	52%	58%	56%	47%
	Very important	35%	34%	31%	37%	32%	30%	31%	32%	36%
	Just somewhat important	8%	9%	11%	6%	9%	15%	7%	7%	17%
	Not important	1%	2%	1%	2%	0%	3%	2%	2%	0%
	[VOL] DK-RF	2%	1%	2%	1%	3%	0%	1%	2%	1%

		EVANGELICAL		MAGA SUPPORTER	
		Yes	No	Yes	No
8D. Crime : I am going to read you a number of issues facing the country. For each one, please tell me if you feel it is...	Extremely important	55%	52%	67%	42%
	Very important	35%	31%	29%	35%
	Just somewhat important	7%	14%	4%	17%
	Not important	1%	2%	0%	2%
	[VOL] DK-RF	2%	2%	0%	4%

Monmouth University-Washington Post Poll -- South Carolina Republican primary voters -- 9/14/23

		TOTAL	24 GOP VOTE CHOICE		PARTY IDENTIFICATION			POLITICAL IDEOLOGY		
			Trump	Other cand	Strong Repub	Soft, lean Repub	Indep or Dem	Very conserv	Somewht conserv	Moderate -liberal
8E. Abortion : I am going to read you a number of issues facing the country. For each one, please tell me if you feel it is...	Extremely important	37%	39%	36%	37%	33%	43%	43%	34%	34%
	Very important	26%	23%	28%	29%	22%	29%	30%	24%	24%
	Just somewhat important	21%	20%	22%	17%	30%	14%	16%	23%	23%
	Not important	14%	14%	14%	13%	15%	13%	9%	17%	17%
	[VOL] DK-RF	2%	4%	1%	4%	1%	1%	2%	2%	2%

		GENDER		AGE			COLLEGE GRAD		VOTED IN 2016 GOP PRIMARY	
		Male	Female	18-49	50-64	65+	No degree	4 yr degree	Yes	No
8E. Abortion : I am going to read you a number of issues facing the country. For each one, please tell me if you feel it is...	Extremely important	35%	39%	42%	39%	31%	37%	37%	36%	38%
	Very important	26%	26%	23%	25%	29%	26%	27%	27%	25%
	Just somewhat important	21%	20%	21%	18%	23%	19%	23%	19%	22%
	Not important	15%	13%	13%	18%	11%	14%	13%	16%	12%
	[VOL] DK-RF	4%	1%	1%	0%	5%	4%	0%	2%	3%

		GOP PRIMARY HISTORY since 2016			INCOME			REGION by Trump 2016 county primary share		
		High	Moderate	Low	<\$50K	\$50-100K	\$100K+	Above average	Average [30-35%]	Below average
8E. Abortion : I am going to read you a number of issues facing the country. For each one, please tell me if you feel it is...	Extremely important	39%	35%	38%	41%	41%	28%	35%	38%	36%
	Very important	26%	26%	26%	26%	22%	31%	17%	26%	34%
	Just somewhat important	19%	22%	20%	17%	24%	20%	31%	19%	16%
	Not important	11%	16%	14%	15%	8%	20%	14%	14%	13%
	[VOL] DK-RF	5%	1%	2%	1%	4%	0%	2%	3%	2%

		EVANGELICAL		MAGA SUPPORTER	
		Yes	No	Yes	No
8E. Abortion : I am going to read you a number of issues facing the country. For each one, please tell me if you feel it is...	Extremely important	42%	30%	36%	38%
	Very important	29%	22%	26%	25%
	Just somewhat important	19%	22%	20%	21%
	Not important	8%	23%	16%	13%
	[VOL] DK-RF	2%	3%	2%	4%

Monmouth University-Washington Post Poll -- South Carolina Republican primary voters -- 9/14/23

		TOTAL	24 GOP VOTE CHOICE		PARTY IDENTIFICATION			POLITICAL IDEOLOGY		
			Trump	Other cand	Strong Repub	Soft, lean Repub	Indep or Dem	Very conserv	Somewht conserv	Moderate -liberal
8F. Gun rights : I am going to read you a number of issues facing the country. For each one, please tell me if you feel it is...	Extremely important	49%	60%	39%	57%	49%	32%	62%	44%	41%
	Very important	29%	29%	29%	31%	29%	24%	30%	33%	24%
	Just somewhat important	12%	5%	18%	7%	14%	18%	6%	12%	17%
	Not important	8%	4%	12%	3%	8%	21%	1%	7%	16%
	[VOL] DK-RF	2%	2%	2%	2%	0%	4%	1%	3%	1%

		GENDER		AGE			COLLEGE GRAD		VOTED IN 2016 GOP PRIMARY	
		Male	Female	18-49	50-64	65+	No degree	4 yr degree	Yes	No
8F. Gun rights : I am going to read you a number of issues facing the country. For each one, please tell me if you feel it is...	Extremely important	52%	46%	51%	57%	42%	52%	42%	48%	50%
	Very important	28%	30%	27%	24%	34%	30%	27%	32%	25%
	Just somewhat important	10%	13%	12%	11%	12%	9%	17%	11%	13%
	Not important	8%	9%	10%	8%	8%	6%	13%	7%	10%
	[VOL] DK-RF	3%	1%	0%	0%	5%	3%	1%	2%	2%

		GOP PRIMARY HISTORY since 2016			INCOME			REGION by Trump 2016 county primary share		
		High	Moderate	Low	<\$50K	\$50-100K	\$100K+	Above average	Average [30-35%]	Below average
8F. Gun rights : I am going to read you a number of issues facing the country. For each one, please tell me if you feel it is...	Extremely important	50%	43%	53%	46%	54%	50%	60%	49%	39%
	Very important	37%	32%	23%	31%	27%	26%	23%	32%	28%
	Just somewhat important	9%	12%	13%	14%	11%	11%	9%	11%	17%
	Not important	4%	11%	8%	8%	5%	12%	8%	6%	14%
	[VOL] DK-RF	0%	3%	3%	2%	2%	1%	0%	2%	3%

		EVANGELICAL		MAGA SUPPORTER	
		Yes	No	Yes	No
8F. Gun rights : I am going to read you a number of issues facing the country. For each one, please tell me if you feel it is...	Extremely important	52%	44%	61%	37%
	Very important	30%	29%	29%	24%
	Just somewhat important	10%	13%	5%	20%
	Not important	5%	13%	3%	17%
	[VOL] DK-RF	2%	1%	2%	3%

Monmouth University-Washington Post Poll -- South Carolina Republican primary voters -- 9/14/23

		TOTAL	24 GOP VOTE CHOICE		PARTY IDENTIFICATION			POLITICAL IDEOLOGY		
			Trump	Other cand	Strong Repub	Soft, lean Repub	Indep or Dem	Very conserv	Somewht conserv	Moderate -liberal
8G. The Justice Department being used for political purposes : I am going to read you a number of issues facing the country. For each one, please tell me if you feel it is...	Extremely important	56%	68%	46%	68%	59%	26%	67%	62%	42%
	Very important	20%	21%	18%	21%	19%	17%	25%	20%	13%
	Just somewhat important	11%	4%	18%	4%	14%	22%	4%	13%	16%
	Not important	11%	5%	16%	5%	8%	31%	2%	5%	25%
	[VOL] DK-RF	2%	2%	2%	2%	1%	4%	1%	1%	4%

		GENDER		AGE			COLLEGE GRAD		VOTED IN 2016 GOP PRIMARY	
		Male	Female	18-49	50-64	65+	No degree	4 yr degree	Yes	No
8G. The Justice Department being used for political purposes : I am going to read you a number of issues facing the country. For each one, please tell me if you feel it is...	Extremely important	60%	52%	54%	66%	49%	55%	57%	59%	52%
	Very important	19%	20%	18%	13%	26%	21%	16%	22%	16%
	Just somewhat important	8%	15%	17%	10%	9%	11%	11%	7%	16%
	Not important	10%	12%	9%	12%	12%	10%	14%	10%	13%
	[VOL] DK-RF	2%	2%	2%	0%	4%	3%	1%	2%	3%

		GOP PRIMARY HISTORY since 2016			INCOME			REGION by Trump 2016 county primary share		
		High	Moderate	Low	<\$50K	\$50-100K	\$100K+	Above average	Average [30-35%]	Below average
8G. The Justice Department being used for political purposes : I am going to read you a number of issues facing the country. For each one, please tell me if you feel it is...	Extremely important	64%	57%	51%	49%	58%	59%	63%	56%	49%
	Very important	22%	19%	19%	21%	21%	18%	18%	21%	17%
	Just somewhat important	6%	10%	15%	14%	10%	10%	8%	9%	19%
	Not important	6%	12%	13%	14%	9%	13%	7%	11%	15%
	[VOL] DK-RF	2%	2%	2%	3%	2%	1%	4%	2%	0%

		EVANGELICAL		MAGA SUPPORTER	
		Yes	No	Yes	No
8G. The Justice Department being used for political purposes : I am going to read you a number of issues facing the country. For each one, please tell me if you feel it is...	Extremely important	58%	53%	72%	40%
	Very important	22%	16%	22%	15%
	Just somewhat important	10%	13%	4%	18%
	Not important	9%	14%	1%	24%
	[VOL] DK-RF	1%	3%	1%	4%

Monmouth University-Washington Post Poll -- South Carolina Republican primary voters -- 9/14/23

		TOTAL	24 GOP VOTE CHOICE		PARTY IDENTIFICATION			POLITICAL IDEOLOGY		
			Trump	Other cand	Strong Repub	Soft, lean Repub	Indep or Dem	Very conserv	Somewht conserv	Moderate -liberal
8H. Government invasion of privacy : I am going to read you a number of issues facing the country. For each one, please tell me if you feel it is...	Extremely important	50%	61%	40%	56%	55%	31%	61%	51%	40%
	Very important	30%	28%	32%	33%	31%	24%	30%	34%	27%
	Just somewhat important	12%	6%	17%	8%	9%	24%	5%	10%	20%
	Not important	7%	2%	10%	1%	6%	19%	4%	4%	11%
	[VOL] DK-RF	1%	2%	1%	2%	0%	1%	0%	1%	2%

		GENDER		AGE			COLLEGE GRAD		VOTED IN 2016 GOP PRIMARY	
		Male	Female	18-49	50-64	65+	No degree	4 yr degree	Yes	No
8H. Government invasion of privacy : I am going to read you a number of issues facing the country. For each one, please tell me if you feel it is...	Extremely important	53%	48%	52%	58%	43%	51%	49%	52%	49%
	Very important	29%	31%	31%	19%	38%	31%	29%	31%	29%
	Just somewhat important	10%	14%	12%	14%	10%	11%	13%	10%	14%
	Not important	7%	6%	5%	8%	6%	5%	9%	6%	8%
	[VOL] DK-RF	2%	1%	1%	0%	2%	2%	0%	1%	1%

		GOP PRIMARY HISTORY since 2016			INCOME			REGION by Trump 2016 county primary share		
		High	Moderate	Low	<\$50K	\$50-100K	\$100K+	Above average	Average [30-35%]	Below average
8H. Government invasion of privacy : I am going to read you a number of issues facing the country. For each one, please tell me if you feel it is...	Extremely important	51%	56%	46%	41%	57%	51%	51%	53%	43%
	Very important	33%	26%	31%	36%	28%	26%	23%	30%	35%
	Just somewhat important	9%	11%	14%	16%	8%	15%	17%	9%	13%
	Not important	5%	6%	8%	6%	6%	8%	8%	5%	9%
	[VOL] DK-RF	2%	1%	1%	1%	2%	0%	1%	2%	1%

		EVANGELICAL		MAGA SUPPORTER	
		Yes	No	Yes	No
8H. Government invasion of privacy : I am going to read you a number of issues facing the country. For each one, please tell me if you feel it is...	Extremely important	51%	49%	63%	38%
	Very important	33%	26%	29%	30%
	Just somewhat important	8%	17%	7%	17%
	Not important	6%	7%	1%	12%
	[VOL] DK-RF	2%	0%	0%	3%

Monmouth University-Washington Post Poll -- South Carolina Republican primary voters -- 9/14/23

		TOTAL	24 GOP VOTE CHOICE		PARTY IDENTIFICATION			POLITICAL IDEOLOGY		
			Trump	Other cand	Strong Repub	Soft, lean Repub	Indep or Dem	Very conserv	Somewht conserv	Moderate -liberal
8l. Parents rights : I am going to read you a number of issues facing the country. For each one, please tell me if you feel it is...	Extremely important	51%	64%	39%	61%	52%	29%	65%	57%	34%
	Very important	30%	26%	34%	30%	30%	28%	28%	31%	29%
	Just somewhat important	13%	3%	22%	3%	13%	33%	2%	8%	27%
	Not important	4%	3%	5%	2%	4%	8%	2%	2%	7%
	[VOL] DK-RF	2%	4%	1%	3%	1%	2%	2%	1%	3%

		GENDER		AGE			COLLEGE GRAD		VOTED IN 2016 GOP PRIMARY	
		Male	Female	18-49	50-64	65+	No degree	4 yr degree	Yes	No
8l. Parents rights : I am going to read you a number of issues facing the country. For each one, please tell me if you feel it is...	Extremely important	54%	49%	51%	59%	46%	53%	48%	52%	51%
	Very important	29%	30%	29%	20%	37%	33%	23%	32%	27%
	Just somewhat important	12%	14%	14%	14%	11%	8%	22%	10%	16%
	Not important	3%	4%	4%	5%	3%	3%	5%	4%	3%
	[VOL] DK-RF	2%	2%	2%	2%	3%	2%	2%	2%	2%

		GOP PRIMARY HISTORY since 2016			INCOME			REGION by Trump 2016 county primary share		
		High	Moderate	Low	<\$50K	\$50-100K	\$100K+	Above average	Average [30-35%]	Below average
8l. Parents rights : I am going to read you a number of issues facing the country. For each one, please tell me if you feel it is...	Extremely important	54%	52%	50%	48%	54%	48%	52%	55%	44%
	Very important	32%	32%	26%	34%	28%	27%	32%	27%	33%
	Just somewhat important	7%	11%	18%	12%	11%	19%	11%	11%	18%
	Not important	4%	4%	4%	5%	2%	5%	2%	4%	5%
	[VOL] DK-RF	3%	1%	2%	1%	4%	1%	2%	3%	0%

		EVANGELICAL		MAGA SUPPORTER	
		Yes	No	Yes	No
8l. Parents rights : I am going to read you a number of issues facing the country. For each one, please tell me if you feel it is...	Extremely important	57%	43%	68%	35%
	Very important	31%	29%	23%	32%
	Just somewhat important	7%	21%	4%	24%
	Not important	3%	5%	2%	7%
	[VOL] DK-RF	2%	3%	2%	3%

Monmouth University-Washington Post Poll -- South Carolina Republican primary voters -- 9/14/23

		TOTAL	24 GOP VOTE CHOICE		PARTY IDENTIFICATION			POLITICAL IDEOLOGY		
			Trump	Other cand	Strong Repub	Soft, lean Repub	Indep or Dem	Very conserv	Somewht conserv	Moderate -liberal
9. And which of the following issues is the most important facing the country? [SHOW "Extremely Important" ISSUES FROM Q8]	Inflation and rising prices	26%	26%	25%	26%	28%	20%	21%	25%	30%
	Government debt	6%	3%	8%	2%	11%	6%	6%	7%	5%
	Illegal immigration	19%	20%	17%	25%	16%	11%	22%	20%	15%
	Crime	3%	4%	4%	5%	2%	3%	3%	5%	3%
	Abortion	7%	3%	11%	4%	5%	18%	6%	3%	11%
	Gun rights	3%	2%	4%	2%	3%	7%	3%	4%	3%
	The Justice Department being used for political purposes	14%	21%	9%	17%	15%	6%	17%	17%	10%
	Government invasion of privacy	3%	3%	3%	5%	1%	3%	3%	3%	4%
	Parents rights	2%	1%	2%	1%	4%	2%	2%	2%	2%
	[Q8] None extremely important	12%	11%	13%	9%	11%	21%	10%	11%	15%
[VOL] DK-RF	4%	5%	3%	5%	4%	4%	7%	4%	2%	

		GENDER		AGE			COLLEGE GRAD		VOTED IN 2016 GOP PRIMARY	
		Male	Female	18-49	50-64	65+	No degree	4 yr degree	Yes	No
9. And which of the following issues is the most important facing the country? [SHOW "Extremely Important" ISSUES FROM Q8]	Inflation and rising prices	29%	22%	35%	25%	19%	27%	23%	23%	28%
	Government debt	5%	7%	5%	7%	5%	5%	8%	7%	4%
	Illegal immigration	14%	24%	11%	21%	23%	19%	18%	19%	19%
	Crime	3%	4%	3%	5%	3%	3%	5%	3%	4%
	Abortion	7%	7%	10%	5%	7%	5%	11%	7%	8%
	Gun rights	4%	3%	3%	3%	4%	4%	1%	2%	5%
	The Justice Department being used for political purposes	17%	12%	15%	16%	12%	13%	16%	14%	14%
	Government invasion of privacy	3%	4%	2%	5%	3%	4%	1%	5%	1%
	Parents rights	2%	2%	2%	2%	2%	1%	3%	2%	2%
	[Q8] None extremely important	12%	13%	11%	4%	19%	13%	12%	14%	9%
[VOL] DK-RF	5%	4%	3%	6%	4%	6%	1%	4%	5%	

Monmouth University-Washington Post Poll -- South Carolina Republican primary voters -- 9/14/23

		GOP PRIMARY HISTORY since 2016			INCOME			REGION by Trump 2016 county primary share		
		High	Moderate	Low	<\$50K	\$50-100K	\$100K+	Above average	Average [30-35%]	Below average
9. And which of the following issues is the most important facing the country? [SHOW "Extremely Important" ISSUES FROM Q8]	Inflation and rising prices	19%	30%	26%	23%	30%	27%	33%	23%	23%
	Government debt	6%	7%	5%	8%	3%	7%	5%	6%	6%
	Illegal immigration	21%	19%	18%	16%	20%	19%	20%	19%	17%
	Crime	3%	2%	5%	5%	4%	2%	3%	4%	2%
	Abortion	7%	6%	8%	6%	7%	8%	7%	6%	10%
	Gun rights	1%	3%	5%	4%	4%	2%	5%	3%	1%
	The Justice Department being used for political purposes	20%	12%	13%	14%	12%	16%	7%	14%	20%
	Government invasion of privacy	3%	6%	1%	4%	3%	2%	1%	4%	4%
	Parents rights	1%	2%	2%	2%	3%	1%	3%	2%	0%
	[Q8] None extremely important	16%	11%	11%	11%	11%	13%	11%	12%	13%
[VOL] DK-RF	5%	2%	5%	6%	3%	2%	5%	4%	4%	

		EVANGELICAL		MAGA SUPPORTER	
		Yes	No	Yes	No
9. And which of the following issues is the most important facing the country? [SHOW "Extremely Important" ISSUES FROM Q8]	Inflation and rising prices	25%	27%	27%	27%
	Government debt	6%	6%	3%	8%
	Illegal immigration	18%	20%	20%	16%
	Crime	5%	2%	4%	2%
	Abortion	6%	9%	3%	11%
	Gun rights	4%	2%	2%	5%
	The Justice Department being used for political purposes	14%	14%	22%	7%
	Government invasion of privacy	3%	3%	4%	3%
	Parents rights	2%	2%	2%	2%
	[Q8] None extremely important	11%	14%	8%	16%
[VOL] DK-RF	6%	1%	4%	3%	

		TOTAL	24 GOP VOTE CHOICE		PARTY IDENTIFICATION			POLITICAL IDEOLOGY		
			Trump	Other cand	Strong Repub	Soft, lean Repub	Indep or Dem	Very conserv	Somewht conserv	Moderate -liberal
10. Which statement comes closer to your own views, even if neither is exactly right? [BUSINESS - RESPONSES ROTATED]	Business corporations make too much profit	46%	40%	50%	39%	38%	74%	31%	35%	70%
	Most corporations make a fair and reasonable amount of profit	49%	56%	44%	57%	55%	20%	63%	60%	26%
	[VOL] DK-RF	5%	4%	6%	4%	7%	6%	6%	6%	5%

Monmouth University-Washington Post Poll -- South Carolina Republican primary voters -- 9/14/23

		GENDER		AGE			COLLEGE GRAD		VOTED IN 2016 GOP PRIMARY	
		Male	Female	18-49	50-64	65+	No degree	4 yr degree	Yes	No
10. Which statement comes closer to your own views, even if neither is exactly right? [BUSINESS - RESPONSES ROTATED]	Business corporations make too much profit	38%	54%	54%	45%	41%	46%	46%	42%	51%
	Most corporations make a fair and reasonable amount of profit	57%	40%	42%	50%	52%	47%	51%	53%	43%
	[VOL] DK-RF	5%	6%	4%	5%	7%	6%	4%	5%	6%

		GOP PRIMARY HISTORY since 2016			INCOME			REGION by Trump 2016 county primary share		
		High	Moderate	Low	<\$50K	\$50-100K	\$100K+	Above average	Average [30-35%]	Below average
10. Which statement comes closer to your own views, even if neither is exactly right? [BUSINESS - RESPONSES ROTATED]	Business corporations make too much profit	33%	45%	53%	54%	44%	42%	51%	45%	44%
	Most corporations make a fair and reasonable amount of profit	61%	50%	42%	41%	52%	53%	46%	49%	51%
	[VOL] DK-RF	6%	5%	5%	5%	4%	5%	3%	7%	5%

		EVANGELICAL		MAGA SUPPORTER	
		Yes	No	Yes	No
10. Which statement comes closer to your own views, even if neither is exactly right? [BUSINESS - RESPONSES ROTATED]	Business corporations make too much profit	44%	49%	35%	58%
	Most corporations make a fair and reasonable amount of profit	50%	47%	59%	37%
	[VOL] DK-RF	6%	4%	5%	4%

		TOTAL	24 GOP VOTE CHOICE		PARTY IDENTIFICATION			POLITICAL IDEOLOGY		
			Trump	Other cand	Strong Repub	Soft, lean Repub	Indep or Dem	Very conserv	Somewht conserv	Moderate-liberal
11. Which statement comes closer to your own views, even if neither is exactly right? [RELIGION - RESPONSES ROTATED]	Religion should be kept separate from government policies	60%	48%	71%	48%	62%	81%	43%	59%	77%
	Government policies should support religious values and beliefs	36%	47%	27%	47%	35%	18%	54%	35%	22%
	[VOL] DK-RF	4%	5%	2%	5%	3%	2%	3%	6%	1%

		GENDER		AGE			COLLEGE GRAD		VOTED IN 2016 GOP PRIMARY	
		Male	Female	18-49	50-64	65+	No degree	4 yr degree	Yes	No
11. Which statement comes closer to your own views, even if neither is exactly right? [RELIGION - RESPONSES ROTATED]	Religion should be kept separate from government policies	58%	62%	59%	61%	59%	57%	66%	52%	70%
	Government policies should support religious values and beliefs	37%	36%	39%	35%	36%	40%	30%	43%	29%
	[VOL] DK-RF	5%	3%	1%	4%	5%	4%	4%	5%	1%

Monmouth University-Washington Post Poll -- South Carolina Republican primary voters -- 9/14/23

		GOP PRIMARY HISTORY since 2016			INCOME			REGION by Trump 2016 county primary share		
		High	Moderate	Low	<\$50K	\$50-100K	\$100K+	Above average	Average [30-35%]	Below average
11. Which statement comes closer to your own views, even if neither is exactly right? [RELIGION - RESPONSES ROTATED]	Religion should be kept separate from government policies	45%	59%	69%	53%	57%	69%	58%	60%	63%
	Government policies should support religious values and beliefs	47%	38%	30%	43%	39%	30%	41%	38%	30%
	[VOL] DK-RF	9%	3%	1%	4%	4%	2%	0%	3%	8%

		EVANGELICAL		MAGA SUPPORTER	
		Yes	No	Yes	No
11. Which statement comes closer to your own views, even if neither is exactly right? [RELIGION - RESPONSES ROTATED]	Religion should be kept separate from government policies	50%	72%	46%	75%
	Government policies should support religious values and beliefs	46%	25%	49%	23%
	[VOL] DK-RF	4%	3%	5%	3%

		TOTAL	24 GOP VOTE CHOICE		PARTY IDENTIFICATION			POLITICAL IDEOLOGY		
			Trump	Other cand	Strong Repub	Soft, lean Repub	Indep or Dem	Very conserv	Somewht conserv	Moderate-liberal
12. Which of these do you think is a bigger problem in this country? [RACE - RESPONSES ROTATED]	Blacks and Hispanics losing out because of preferences for Whites	22%	6%	36%	7%	16%	64%	7%	13%	43%
	Whites losing out because of preferences for Blacks and Hispanics	49%	65%	38%	60%	53%	18%	56%	52%	39%
	[VOL] DK-RF	29%	29%	26%	33%	32%	18%	37%	35%	18%

		GENDER		AGE			COLLEGE GRAD		VOTED IN 2016 GOP PRIMARY	
		Male	Female	18-49	50-64	65+	No degree	4 yr degree	Yes	No
12. Which of these do you think is a bigger problem in this country? [RACE - RESPONSES ROTATED]	Blacks and Hispanics losing out because of preferences for Whites	19%	25%	35%	18%	16%	19%	28%	14%	32%
	Whites losing out because of preferences for Blacks and Hispanics	54%	44%	40%	58%	48%	52%	43%	54%	42%
	[VOL] DK-RF	27%	31%	25%	24%	36%	29%	29%	32%	26%

Monmouth University-Washington Post Poll -- South Carolina Republican primary voters -- 9/14/23

		GOP PRIMARY HISTORY since 2016			INCOME			REGION by Trump 2016 county primary share		
		High	Moderate	Low	<\$50K	\$50-100K	\$100K+	Above average	Average [30-35%]	Below average
12. Which of these do you think is a bigger problem in this country? [RACE - RESPONSES ROTATED]	Blacks and Hispanics losing out because of preferences for Whites	7%	15%	34%	23%	20%	26%	19%	19%	30%
	Whites losing out because of preferences for Blacks and Hispanics	59%	58%	37%	54%	50%	48%	45%	52%	44%
	[VOL] DK-RF	34%	26%	29%	24%	31%	27%	36%	28%	26%

		EVANGELICAL		MAGA SUPPORTER	
		Yes	No	Yes	No
12. Which of these do you think is a bigger problem in this country? [RACE - RESPONSES ROTATED]	Blacks and Hispanics losing out because of preferences for Whites	16%	30%	6%	43%
	Whites losing out because of preferences for Blacks and Hispanics	52%	46%	62%	37%
	[VOL] DK-RF	32%	24%	32%	20%

		TOTAL	24 GOP VOTE CHOICE		PARTY IDENTIFICATION			POLITICAL IDEOLOGY		
			Trump	Other cand	Strong Repub	Soft, lean Repub	Indep or Dem	Very conserv	Somewht conserv	Moderate -liberal
13. Do you think abortion should be - ? [ORDER REVERSED FOR HALF SAMPLE]	Legal in all cases	10%	3%	16%	4%	7%	28%	3%	3%	23%
	Legal in most cases	28%	20%	36%	21%	26%	45%	12%	27%	44%
	Illegal in most cases	45%	56%	34%	52%	51%	19%	55%	56%	26%
	Illegal in all cases	13%	17%	10%	18%	12%	6%	26%	9%	4%
	[VOL] DK-RF	4%	4%	4%	4%	4%	2%	4%	5%	3%

		GENDER		AGE			COLLEGE GRAD		VOTED IN 2016 GOP PRIMARY	
		Male	Female	18-49	50-64	65+	No degree	4 yr degree	Yes	No
13. Do you think abortion should be - ? [ORDER REVERSED FOR HALF SAMPLE]	Legal in all cases	8%	12%	13%	10%	9%	9%	12%	6%	15%
	Legal in most cases	26%	30%	25%	30%	29%	25%	34%	26%	31%
	Illegal in most cases	47%	42%	40%	44%	48%	46%	41%	48%	40%
	Illegal in all cases	15%	11%	20%	10%	11%	16%	9%	17%	9%
	[VOL] DK-RF	4%	4%	3%	6%	2%	4%	3%	3%	4%

Monmouth University-Washington Post Poll -- South Carolina Republican primary voters -- 9/14/23

		GOP PRIMARY HISTORY since 2016			INCOME			REGION by Trump 2016 county primary share		
		High	Moderate	Low	<\$50K	\$50-100K	\$100K+	Above average	Average [30-35%]	Below average
13. Do you think abortion should be - ? [ORDER REVERSED FOR HALF SAMPLE]	Legal in all cases	4%	8%	14%	15%	6%	12%	9%	11%	10%
	Legal in most cases	20%	32%	30%	21%	29%	34%	34%	25%	30%
	Illegal in most cases	52%	43%	42%	45%	49%	42%	35%	48%	46%
	Illegal in all cases	21%	13%	10%	15%	14%	8%	15%	14%	11%
	[VOL] DK-RF	2%	5%	4%	5%	2%	4%	6%	3%	4%

		EVANGELICAL		MAGA SUPPORTER	
		Yes	No	Yes	No
13. Do you think abortion should be - ? [ORDER REVERSED FOR HALF SAMPLE]	Legal in all cases	5%	17%	3%	20%
	Legal in most cases	21%	37%	21%	36%
	Illegal in most cases	53%	33%	56%	29%
	Illegal in all cases	18%	7%	16%	11%
	[VOL] DK-RF	2%	5%	4%	4%

		TOTAL	24 GOP VOTE CHOICE		PARTY IDENTIFICATION			POLITICAL IDEOLOGY		
			Trump	Other cand	Strong Repub	Soft, lean Repub	Indep or Dem	Very conserv	Somewht conserv	Moderate -liberal
14. Would you support or oppose the U.S. providing additional arms and military supplies to Ukraine?	Support	44%	30%	55%	36%	37%	69%	31%	36%	61%
	Oppose	52%	64%	42%	59%	58%	29%	65%	59%	36%
	[VOL] DK-RF	4%	5%	3%	4%	5%	2%	4%	5%	4%

		GENDER		AGE			COLLEGE GRAD		VOTED IN 2016 GOP PRIMARY	
		Male	Female	18-49	50-64	65+	No degree	4 yr degree	Yes	No
14. Would you support or oppose the U.S. providing additional arms and military supplies to Ukraine?	Support	45%	42%	32%	40%	55%	40%	50%	40%	48%
	Oppose	53%	52%	63%	58%	40%	55%	46%	56%	47%
	[VOL] DK-RF	2%	6%	4%	3%	5%	5%	3%	4%	5%

		GOP PRIMARY HISTORY since 2016			INCOME			REGION by Trump 2016 county primary share		
		High	Moderate	Low	<\$50K	\$50-100K	\$100K+	Above average	Average [30-35%]	Below average
14. Would you support or oppose the U.S. providing additional arms and military supplies to Ukraine?	Support	40%	44%	45%	43%	43%	42%	46%	42%	44%
	Oppose	55%	54%	50%	53%	52%	54%	50%	53%	53%
	[VOL] DK-RF	5%	2%	5%	4%	5%	4%	4%	5%	3%

Monmouth University-Washington Post Poll -- South Carolina Republican primary voters -- 9/14/23

		EVANGELICAL		MAGA SUPPORTER	
		Yes	No	Yes	No
14. Would you support or oppose the U.S. providing additional arms and military supplies to Ukraine?	Support	40%	49%	29%	59%
	Oppose	56%	47%	67%	39%
	[VOL] DK-RF	4%	4%	4%	3%

		TOTAL	24 GOP VOTE CHOICE		PARTY IDENTIFICATION			POLITICAL IDEOLOGY		
			Trump	Other cand	Strong Repub	Soft, lean Repub	Indep or Dem	Very conserv	Somewht conserv	Moderate -liberal
15. If you had to choose, would you rather see the Republican Party nominate a candidate who agrees with you on major issues or a candidate who can beat Joe Biden? [RESPONSES ROTATED]	Agrees with you on major issues	51%	48%	53%	35%	52%	83%	45%	42%	64%
	Can beat Joe Biden	45%	48%	44%	64%	43%	11%	52%	53%	33%
	[VOL] DK-RF	3%	4%	3%	1%	5%	6%	3%	4%	3%

		GENDER		AGE			COLLEGE GRAD		VOTED IN 2016 GOP PRIMARY	
		Male	Female	18-49	50-64	65+	No degree	4 yr degree	Yes	No
15. If you had to choose, would you rather see the Republican Party nominate a candidate who agrees with you on major issues or a candidate who can beat Joe Biden? [RESPONSES ROTATED]	Agrees with you on major issues	47%	55%	60%	51%	46%	51%	52%	45%	59%
	Can beat Joe Biden	50%	41%	38%	47%	49%	46%	43%	51%	38%
	[VOL] DK-RF	3%	4%	2%	2%	5%	3%	4%	4%	3%

		GOP PRIMARY HISTORY since 2016			INCOME			REGION by Trump 2016 county primary share		
		High	Moderate	Low	<\$50K	\$50-100K	\$100K+	Above average	Average [30-35%]	Below average
15. If you had to choose, would you rather see the Republican Party nominate a candidate who agrees with you on major issues or a candidate who can beat Joe Biden? [RESPONSES ROTATED]	Agrees with you on major issues	41%	47%	59%	52%	47%	54%	46%	52%	54%
	Can beat Joe Biden	53%	50%	38%	43%	51%	44%	52%	44%	44%
	[VOL] DK-RF	6%	3%	2%	5%	2%	2%	2%	4%	2%

		EVANGELICAL		MAGA SUPPORTER	
		Yes	No	Yes	No
15. If you had to choose, would you rather see the Republican Party nominate a candidate who agrees with you on major issues or a candidate who can beat Joe Biden? [RESPONSES ROTATED]	Agrees with you on major issues	48%	56%	43%	62%
	Can beat Joe Biden	48%	43%	53%	36%
	[VOL] DK-RF	4%	1%	4%	3%

Monmouth University-Washington Post Poll -- South Carolina Republican primary voters -- 9/14/23

		TOTAL	24 GOP VOTE CHOICE		PARTY IDENTIFICATION			POLITICAL IDEOLOGY		
			Trump	Other cand	Strong Repub	Soft, lean Repub	Indep or Dem	Very conserv	Somewht conserv	Moderate -liberal
16. Regardless of whether you currently support Donald Trump, which of the following statements comes closest to your view about which Republican has the best chance to win in 2024:	Donald Trump is definitely the strongest candidate to beat Joe Biden	35%	71%	4%	48%	34%	9%	52%	35%	18%
	Donald Trump is probably the strongest candidate to beat Joe Biden	19%	22%	16%	21%	22%	10%	19%	22%	17%
	Another Republican would probably be a stronger candidate than Trump	21%	3%	38%	20%	24%	20%	16%	27%	23%
	Another Republican would definitely be a stronger candidate than Trump	21%	1%	37%	8%	16%	56%	10%	12%	39%
	[VOL] DK-RF	4%	3%	4%	2%	5%	5%	3%	4%	4%

		GENDER		AGE			COLLEGE GRAD		VOTED IN 2016 GOP PRIMARY	
		Male	Female	18-49	50-64	65+	No degree	4 yr degree	Yes	No
16. Regardless of whether you currently support Donald Trump, which of the following statements comes closest to your view about which Republican has the best chance to win in 2024:	Donald Trump is definitely the strongest candidate to beat Joe Biden	41%	29%	30%	40%	35%	41%	24%	38%	31%
	Donald Trump is probably the strongest candidate to beat Joe Biden	18%	20%	19%	19%	19%	20%	17%	22%	15%
	Another Republican would probably be a stronger candidate than Trump	19%	24%	23%	21%	21%	19%	26%	20%	23%
	Another Republican would definitely be a stronger candidate than Trump	18%	23%	26%	18%	19%	16%	31%	15%	29%
	[VOL] DK-RF	4%	4%	2%	3%	6%	5%	2%	5%	2%

		GOP PRIMARY HISTORY since 2016			INCOME			REGION by Trump 2016 county primary share		
		High	Moderate	Low	<\$50K	\$50-100K	\$100K+	Above average	Average [30-35%]	Below average
16. Regardless of whether you currently support Donald Trump, which of the following statements comes closest to your view about which Republican has the best chance to win in 2024:	Donald Trump is definitely the strongest candidate to beat Joe Biden	38%	44%	27%	45%	30%	27%	34%	35%	35%
	Donald Trump is probably the strongest candidate to beat Joe Biden	26%	18%	17%	16%	23%	20%	23%	18%	18%
	Another Republican would probably be a stronger candidate than Trump	20%	17%	25%	15%	26%	25%	21%	22%	21%
	Another Republican would definitely be a stronger candidate than Trump	10%	17%	29%	18%	20%	25%	18%	21%	23%
	[VOL] DK-RF	5%	4%	3%	7%	1%	3%	5%	4%	3%

Monmouth University-Washington Post Poll -- South Carolina Republican primary voters -- 9/14/23

		EVANGELICAL		MAGA SUPPORTER	
		Yes	No	Yes	No
16. Regardless of whether you currently support Donald Trump, which of the following statements comes closest to your view about which Republican has the best chance to win in 2024:	Donald Trump is definitely the strongest candidate to beat Joe Biden	40%	27%	52%	15%
	Donald Trump is probably the strongest candidate to beat Joe Biden	19%	20%	23%	16%
	Another Republican would probably be a stronger candidate than Trump	22%	21%	19%	25%
	Another Republican would definitely be a stronger candidate than Trump	16%	28%	4%	40%
	[VOL] DK-RF	3%	4%	3%	4%

		TOTAL	24 GOP VOTE CHOICE		PARTY IDENTIFICATION			POLITICAL IDEOLOGY		
			Trump	Other cand	Strong Repub	Soft, lean Repub	Indep or Dem	Very conserv	Somewht conserv	Moderate -liberal
17. Do you believe Joe Biden won the 2020 election fair and square, or do you believe that he only won it due to voter fraud?	Fair and square	36%	7%	62%	16%	33%	84%	15%	31%	60%
	Due to voter fraud	57%	87%	31%	78%	57%	15%	77%	61%	36%
	[VOL] DK-RF	7%	5%	8%	6%	11%	1%	8%	8%	4%

		GENDER		AGE			COLLEGE GRAD		VOTED IN 2016 GOP PRIMARY	
		Male	Female	18-49	50-64	65+	No degree	4 yr degree	Yes	No
17. Do you believe Joe Biden won the 2020 election fair and square, or do you believe that he only won it due to voter fraud?	Fair and square	34%	39%	47%	26%	36%	30%	48%	26%	49%
	Due to voter fraud	59%	55%	47%	69%	56%	65%	43%	66%	46%
	[VOL] DK-RF	7%	6%	6%	5%	8%	6%	9%	8%	5%

		GOP PRIMARY HISTORY since 2016			INCOME			REGION by Trump 2016 county primary share		
		High	Moderate	Low	<\$50K	\$50-100K	\$100K+	Above average	Average [30-35%]	Below average
17. Do you believe Joe Biden won the 2020 election fair and square, or do you believe that he only won it due to voter fraud?	Fair and square	21%	29%	48%	30%	39%	42%	32%	35%	43%
	Due to voter fraud	71%	64%	46%	64%	56%	51%	63%	58%	51%
	[VOL] DK-RF	8%	7%	6%	6%	6%	7%	5%	7%	6%

		EVANGELICAL		MAGA SUPPORTER	
		Yes	No	Yes	No
17. Do you believe Joe Biden won the 2020 election fair and square, or do you believe that he only won it due to voter fraud?	Fair and square	31%	44%	12%	67%
	Due to voter fraud	62%	51%	84%	29%
	[VOL] DK-RF	8%	5%	4%	5%

Monmouth University-Washington Post Poll -- South Carolina Republican primary voters -- 9/14/23

		TOTAL	24 GOP VOTE CHOICE		PARTY IDENTIFICATION			POLITICAL IDEOLOGY		
			Trump	Other cand	Strong Repub	Soft, lean Repub	Indep or Dem	Very conserv	Somewht conserv	Moderate -liberal
18. In his response to the 2020 presidential election, do you think Donald Trump committed a crime, did something wrong but not criminal, or did nothing wrong? [ORDER REVERSED FOR HALF SAMPLE]	Committed a crime	21%	1%	37%	6%	13%	66%	6%	11%	44%
	Did something wrong but not criminal	33%	22%	42%	31%	42%	20%	32%	37%	30%
	Did nothing wrong	43%	74%	17%	60%	40%	12%	59%	46%	24%
	[VOL] DK-RF	4%	3%	3%	3%	5%	2%	4%	6%	2%

		GENDER		AGE			COLLEGE GRAD		VOTED IN 2016 GOP PRIMARY	
		Male	Female	18-49	50-64	65+	No degree	4 yr degree	Yes	No
18. In his response to the 2020 presidential election, do you think Donald Trump committed a crime, did something wrong but not criminal, or did nothing wrong? [ORDER REVERSED FOR HALF SAMPLE]	Committed a crime	17%	25%	26%	18%	20%	17%	28%	15%	29%
	Did something wrong but not criminal	34%	31%	34%	27%	36%	32%	33%	36%	29%
	Did nothing wrong	46%	40%	37%	50%	41%	46%	35%	45%	40%
	[VOL] DK-RF	4%	4%	3%	4%	3%	4%	3%	4%	3%

		GOP PRIMARY HISTORY since 2016			INCOME			REGION by Trump 2016 county primary share		
		High	Moderate	Low	<\$50K	\$50-100K	\$100K+	Above average	Average [30-35%]	Below average
18. In his response to the 2020 presidential election, do you think Donald Trump committed a crime, did something wrong but not criminal, or did nothing wrong? [ORDER REVERSED FOR HALF SAMPLE]	Committed a crime	8%	18%	30%	22%	17%	27%	18%	21%	24%
	Did something wrong but not criminal	42%	32%	29%	21%	45%	30%	32%	33%	33%
	Did nothing wrong	46%	48%	37%	51%	37%	38%	44%	43%	42%
	[VOL] DK-RF	4%	3%	4%	6%	0%	5%	7%	4%	1%

		EVANGELICAL		MAGA SUPPORTER	
		Yes	No	Yes	No
18. In his response to the 2020 presidential election, do you think Donald Trump committed a crime, did something wrong but not criminal, or did nothing wrong? [ORDER REVERSED FOR HALF SAMPLE]	Committed a crime	15%	30%	4%	42%
	Did something wrong but not criminal	37%	26%	29%	34%
	Did nothing wrong	44%	41%	63%	21%
	[VOL] DK-RF	4%	3%	5%	2%

Monmouth University-Washington Post Poll -- South Carolina Republican primary voters -- 9/14/23

		TOTAL	24 GOP VOTE CHOICE		PARTY IDENTIFICATION			POLITICAL IDEOLOGY		
			Trump	Other cand	Strong Repub	Soft, lean Repub	Indep or Dem	Very conserv	Somewht conserv	Moderate -liberal
19. If Donald Trump wins the Republican nomination for president and then is convicted of a crime for his response to the 2020 presidential election, do you think the Republican Party should keep Trump or replace Trump as their presidential candidate?	Keep Trump	51%	89%	19%	69%	51%	13%	71%	54%	29%
	Replace Trump	43%	8%	75%	24%	42%	86%	22%	39%	67%
	[VOL] DK-RF	6%	3%	6%	7%	7%	1%	7%	7%	4%

		GENDER		AGE			COLLEGE GRAD		VOTED IN 2016 GOP PRIMARY	
		Male	Female	18-49	50-64	65+	No degree	4 yr degree	Yes	No
19. If Donald Trump wins the Republican nomination for president and then is convicted of a crime for his response to the 2020 presidential election, do you think the Republican Party should keep Trump or replace Trump as their presidential candidate?	Keep Trump	57%	45%	42%	56%	53%	58%	37%	57%	44%
	Replace Trump	38%	48%	55%	38%	39%	36%	57%	35%	53%
	[VOL] DK-RF	4%	7%	2%	6%	8%	5%	6%	8%	3%

		GOP PRIMARY HISTORY since 2016			INCOME			REGION by Trump 2016 county primary share		
		High	Moderate	Low	<\$50K	\$50-100K	\$100K+	Above average	Average [30-35%]	Below average
19. If Donald Trump wins the Republican nomination for president and then is convicted of a crime for his response to the 2020 presidential election, do you think the Republican Party should keep Trump or replace Trump as their presidential candidate?	Keep Trump	62%	57%	42%	62%	49%	42%	53%	51%	48%
	Replace Trump	26%	38%	56%	33%	46%	53%	39%	44%	47%
	[VOL] DK-RF	11%	6%	3%	5%	4%	5%	8%	5%	5%

		EVANGELICAL		MAGA SUPPORTER	
		Yes	No	Yes	No
19. If Donald Trump wins the Republican nomination for president and then is convicted of a crime for his response to the 2020 presidential election, do you think the Republican Party should keep Trump or replace Trump as their presidential candidate?	Keep Trump	57%	44%	77%	22%
	Replace Trump	38%	51%	17%	74%
	[VOL] DK-RF	5%	5%	7%	4%

Monmouth University-Washington Post Poll -- South Carolina Republican primary voters -- 9/14/23

		TOTAL	24 GOP VOTE CHOICE		PARTY IDENTIFICATION			POLITICAL IDEOLOGY		
			Trump	Other cand	Strong Repub	Soft, lean Repub	Indep or Dem	Very conserv	Somewht conserv	Moderate -liberal
20. Does having candidates from South Carolina in the race make you more likely to consider voting for them, less likely, or does it have no impact on your vote in the Republican primary?	More likely	21%	13%	28%	18%	24%	23%	19%	20%	24%
	Less likely	3%	4%	2%	4%	2%	4%	2%	3%	4%
	No impact	75%	82%	69%	78%	73%	72%	79%	75%	71%
	[VOL] DK-RF	1%	1%	1%	1%	1%	1%	1%	1%	2%

		GENDER		AGE			COLLEGE GRAD		VOTED IN 2016 GOP PRIMARY	
		Male	Female	18-49	50-64	65+	No degree	4 yr degree	Yes	No
20. Does having candidates from South Carolina in the race make you more likely to consider voting for them, less likely, or does it have no impact on your vote in the Republican primary?	More likely	23%	19%	26%	22%	17%	19%	25%	22%	20%
	Less likely	5%	1%	2%	2%	5%	4%	1%	5%	1%
	No impact	71%	78%	73%	75%	76%	76%	72%	72%	78%
	[VOL] DK-RF	1%	1%	0%	1%	2%	1%	1%	2%	1%

		GOP PRIMARY HISTORY since 2016			INCOME			REGION by Trump 2016 county primary share		
		High	Moderate	Low	<\$50K	\$50-100K	\$100K+	Above average	Average [30-35%]	Below average
20. Does having candidates from South Carolina in the race make you more likely to consider voting for them, less likely, or does it have no impact on your vote in the Republican primary?	More likely	17%	23%	21%	20%	25%	20%	22%	22%	19%
	Less likely	7%	3%	1%	3%	3%	3%	4%	3%	2%
	No impact	74%	73%	76%	74%	71%	77%	71%	74%	79%
	[VOL] DK-RF	2%	1%	1%	2%	1%	1%	2%	1%	0%

		EVANGELICAL		MAGA SUPPORTER	
		Yes	No	Yes	No
20. Does having candidates from South Carolina in the race make you more likely to consider voting for them, less likely, or does it have no impact on your vote in the Republican primary?	More likely	20%	23%	14%	28%
	Less likely	4%	2%	3%	4%
	No impact	75%	74%	82%	67%
	[VOL] DK-RF	1%	1%	1%	2%