

Monmouth University contact:
PATRICK MURRAY
pdmurray@monmouth.edu
Follow @PollsterPatrick

Released:
Thursday, February 1, 2024

Please attribute this information to:
Monmouth University-Washington Post Poll

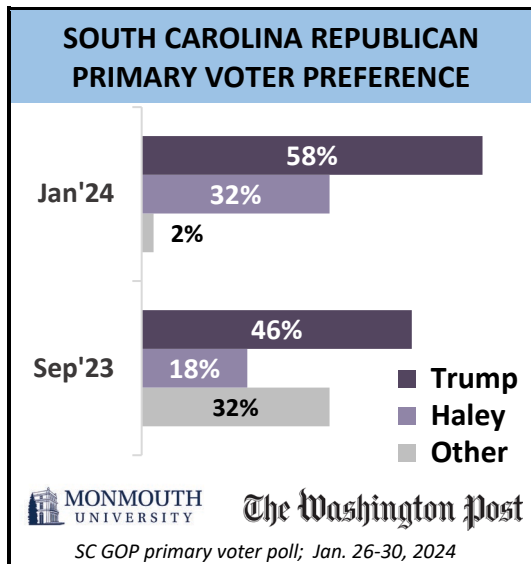
For more information:
www.monmouth.edu/polling
Follow @MonmouthPoll

SOUTH CAROLINA: HALEY TRAILS IN HOME STATE

Few GOP primary voters worried by Trump legal problems

West Long Branch, NJ – Both Nikki Haley and Donald Trump have gained support among South Carolina Republican primary voters since the presidential nomination contest became a two-person race. However, the state’s former governor continues to trail the former president by a wide margin in the *Monmouth (“Mon-muth”) University-Washington Post Poll*. On the question of electability, more voters see Trump rather than Haley as a definite winner in November. Very few Trump backers say a

possible conviction for his 2020 election actions would change their minds about supporting him.



A majority (58%) of potential Republican primary voters currently support Trump (up from 46% in September) while 32% support Haley (up from 18% in the fall). Trump commands majority support among both men (62%) and women (54%) and all age groups (62% among those ages 18 to 49, 58% among those ages 50 to 64, and 57% of those age 65 and older). He has especially high levels of support among white evangelicals (69%) and voters without a college degree (68%). Trump splits the vote with Haley among voters who are not white

evangelical (46% to 42% for Haley) and college graduates (44% to 46% for Haley).

Trump’s legal problems are not much of a concern among South Carolina’s Republican primary voters. Fully 3 in 5 (60%) say the GOP should keep Trump on the ticket if he wins the nomination but is convicted of a crime related to the 2020 election. A similar 62% say they would still cast a general election ballot for Trump in that situation while just 17% would vote for incumbent President Joe Biden.



Among current Trump supporters in the state’s primary, 88% feel he should stay on the ticket even if convicted, with 90% saying they would still vote for him over Biden in November.

As it stands now, 7 in 10 voters believe Trump would definitely (42%) or probably (29%) beat Biden in November. There is less confidence in Haley’s prospects if she were to become the nominee, with just 21% saying she would definitely beat Biden and 42% saying she probably would. On the other hand, Haley supporters (32%) are less confident in Trump’s chances of beating Biden in November than Trump supporters (54%) are about Haley’s prospects.

“Trump’s electability is a concern for some primary voters. It’s just that this group is nowhere near large enough to put Haley in striking distance of the front-runner,” said Patrick Murray, director of the independent Monmouth University Polling Institute.



Potential Republican primary voters trust Trump over Haley across a broad range of issues. The former president has a clear advantage on immigration policy – 62% trust him more to handle this issue compared with 22% who trust Haley more – economic policy (60% to 21%), and foreign policy (54% to 29%). Trump has a slight edge on being trusted more to handle abortion policy – 35% to 26%, with 33% saying they trust Trump and Haley equally on this issue.

SOUTH CAROLINA REPUBLICAN PRIMARY TRUST MORE ON ISSUES		
	Trump	Haley
Immigration policy	62%	22%
Economic policy	60%	21%
Foreign policy	54%	29%
Abortion policy	35%	26%



 SC GOP primary voter poll; Jan. 26-30, 2024

This poll report does not include a modeled “likely voter” projection. The results presented here represent the pool of potential Republican primary voters, i.e., those who indicate having at least some chance of voting in the primary. More Trump voters (73%) report being extremely motivated to turn out than Haley supporters are (45%) according to the poll. On the other hand, South Carolina holds an open primary with no partisan registration. This means any registered voter who does not participate in this

SOUTH CAROLINA REPUBLICAN PRIMARY GROUPS LIKELY TO VOTE		
	Trump	Haley
Primary vote history since 2016		
Both Rep & Dem primaries	27%	55%
Rep primaries only	67%	24%
No primaries	66%	31%



 SC GOP primary voter poll; Jan. 26-30, 2024

Saturday’s Democratic primary is eligible to cast a Republican ballot at the end of the month. The vast majority (81%) of those polled have voted in at least one primary since 2016 according to the election rolls. This includes 6 in 10 who have voted in only Republican primaries along with another 2 in 10 who have voted in both Republican and Democratic contests over the past eight years. Trump has a decisive advantage among voters who have only

participated in Republican primaries (67% to 24% for Haley) as well as those who have not voted in any primary since 2016 (66% to 31%). However, Haley (55%) actually leads Trump (27%) among those who have voted in both parties’ primaries during this span.

“Haley’s hopes appear to hang on pulling in Democratic-leaning voters who would never support her in a general election but simply want to stop Trump. Our sampling frame for this poll did not include voters who have participated only in Democratic primaries. If a sizable number of those voters decide to skip this week’s primary and show up for the Republican contest instead, she could narrow the gap. It would remain a tough challenge, though, for her to actually close it,” said Murray.

Murray added, “Another problem for Haley is that even a close second-place finish may not provide much momentum because of South Carolina’s winner-take-all delegate allocation rule. Our poll currently shows Trump statistically ahead in five congressional districts and holding nominal leads in the other two. A Trump sweep of all 50 delegates is possible even if Haley can make it a tighter race.”

The poll also asked potential Republican primary voters about Sen. Tim Scott’s endorsement for the presidential nomination. Haley originally appointed Scott to his U.S. Senate seat when she was governor, but Scott endorsed Trump last month. Half (50%) say Scott should have endorsed Trump, while just 24% say he should have endorsed Haley. Another 16% say Scott should not have endorsed anyone. Scott is currently more popular than Haley among their home state’s GOP primary electorate. The senator earns a 58% favorable to 24% unfavorable rating while the former governor gets a 45% favorable to 41% unfavorable rating. Scott’s favorability number is in line with his result in the Monmouth University-Washington Post poll from September (62%), but Haley’s positive rating has dropped considerably (from 59%). Views of Trump have remained relatively stable during this same time – 66% favorable to 28% favorable now compared with 60% to 30% in the fall.

The *Monmouth University-Washington Post Poll* was conducted by telephone and online from January 26 to 30, 2024 with 815 potential Republican presidential primary voters in South Carolina. The question results in this release have a margin of error of +/- 3.9 percentage points for this sample. The poll was conducted jointly by the Monmouth University Polling Institute and the Washington Post.

QUESTIONS AND RESULTS

(* Some columns may not add to 100% due to rounding.)

1. How closely are you following the race for the 2024 Republican presidential nomination?

Trend:	Jan. 2024	Sept. 2023
Very closely	58%	46%
Somewhat closely	28%	31%
Not too closely	8%	12%
Not at all closely	6%	9%
(VOL) Don't know	1%	1%
(n)	(815)	(506)

2. How likely are you to vote in South Carolina’s Republican primary for president near the end of February – are you absolutely certain to vote, will you probably vote, are the chances 50-50, or less than that?

Trend:	Jan. 2024	Sept. 2023
Absolutely certain to vote	79%	78%
Will probably vote	13%	15%
Chances are 50-50	7%	7%
Less than that	n/a	n/a
(n)	(815)	(506)

3. How motivated are you to vote in the Republican presidential primary: extremely motivated, very motivated, somewhat motivated, or not motivated?

Trend:	Jan. 2024	Sept. 2023
Extremely motivated	59%	60%
Very motivated	20%	17%
Somewhat motivated	13%	14%
Not motivated	6%	8%
(VOL) Don't know	1%	1%
(n)	(815)	(506)

4. I’m going to read you the names of some prominent Republicans. Please tell me if your general impression of each is favorable or unfavorable, or if you don’t really have an opinion. If you have not heard of the person, just let me know. First, [READ NAME]. [NAMES WERE ROTATED]

Trend:	Favorable	Unfavorable	No opinion	Not heard of	(VOL) No answer	(n)
Former President Donald Trump	66%	28%	4%	0%	1%	(815)
-- Sept. 2023	60%	30%	9%	0%	1%	(506)
Former South Carolina Governor and U.N. Ambassador Nikki Haley	45%	41%	10%	1%	2%	(815)
-- Sept. 2023	59%	24%	12%	1%	4%	(506)
South Carolina Senator Tim Scott	58%	24%	12%	3%	3%	(815)
-- Sept. 2023	62%	20%	13%	1%	4%	(506)

5. If the Republican primary for president was held today, would you vote for Donald Trump, Nikki Haley, or someone else? [NAMES WERE ROTATED]

Trend:	Jan. 2024	Sept. 2023*
Donald Trump	58%	46%
Nikki Haley	32%	18%
Other-Someone else	2%	1%
<i>Ron DeSantis</i>	n/a	9%
<i>Mike Pence</i>	n/a	3%
<i>Vivek Ramaswamy</i>	n/a	3%
<i>Tim Scott</i>	n/a	10%
<i>Asa Hutchinson</i>	n/a	2%
<i>Chris Christie</i>	n/a	5%
<i>Doug Burgum</i>	n/a	<1%
(VOL) Don't know	8%	4%
(n)	(815)	(506)

* 2023 question wording was "...for which one of the following candidates would you cast your vote?"

6. Are you definitely supporting [TRUMP/HALEY FROM Q5] or would you consider supporting [HALEY/TRUMP]?

	Jan. 2024
Definitely supporting	79%
Would consider other candidate	9%
(VOL) Don't know	2%
Other choice, undecided (from Q5)	10%
(n)	(815)

Prior question from September 2023: "Are you definitely supporting [READ NAME] to be the Republican Party's nominee, or would you consider supporting another candidate?" 51% definite, 42% would consider another, 7% don't know/no first choice.

[QUESTIONS 7 & 8 WERE ROTATED]

7. How would you feel if Donald Trump became the Republican nominee – enthusiastic, satisfied, dissatisfied, or upset?

	Jan. 2024
Enthusiastic	39%
Satisfied	30%
Dissatisfied	9%
Upset	20%
(VOL) Don't know	2%
(n)	(815)

8. How would you feel if Nikki Haley became the Republican nominee – enthusiastic, satisfied, dissatisfied, or upset?

	Jan. 2024
Enthusiastic	20%
Satisfied	34%
Dissatisfied	24%
Upset	19%
(VOL) Don't know	2%
(n)	(815)

9. What's more important to you – that Republicans nominate the presidential candidate whose positions on the issues come closest to yours or the candidate who seems most likely to defeat Joe Biden in November? [CHOICES WERE ROTATED]

	Jan. 2024
Whose positions on the issues come closest to yours	62%
Who seems most likely to defeat Joe Biden in November	33%
(VOL) Don't know	5%
(n)	(815)

[QUESTIONS 10 & 11 WERE ROTATED]

10. If Donald Trump became the Republican nominee, do you think he would definitely beat Joe Biden in November, probably beat Biden, probably lose to Biden, or definitely lose to Biden?

	Jan. 2024
Definitely beat	42%
Probably beat	29%
Probably lose	14%
Definitely lose	11%
(VOL) Don't know	4%
(n)	(815)

11. If Nikki Haley became the Republican nominee, do you think she would definitely beat Joe Biden in November, probably beat Biden, probably lose to Biden, or definitely lose to Biden?

	Jan. 2024
Definitely beat	21%
Probably beat	42%
Probably lose	21%
Definitely lose	11%
(VOL) Don't know	5%
(n)	(815)

12. Who do you trust more to handle [READ ITEM] policy – Donald Trump or Nikki Haley, or do you trust both equally on this issue? [ITEMS WERE ROTATED; NAMES WERE ROTATED]

	Trump	Haley	Both equally	(VOL) Don't know	(n)
Immigration policy	62%	22%	15%	1%	(815)
Economic policy	60%	21%	18%	1%	(815)
Foreign policy	54%	29%	17%	1%	(815)
Abortion policy	35%	26%	33%	6%	(815)

13. Do you think abortion should be: legal in all cases, legal in most cases, illegal in most cases, or illegal in all cases? [CHOICES WERE READ IN REVERSE ORDER FOR A RANDOM HALF SAMPLE]

Trend:	Jan. 2024	Sept. 2023
Legal in all cases	12%	10%
Legal in most cases	27%	28%
Illegal in most cases	41%	45%
Illegal in all cases	14%	13%
(VOL) Don't know	5%	4%
(n)	(815)	(506)

14. How concerned, if at all, are you that the Republican Party is focusing too much on abortion – very, somewhat, not too, not at all?

	Jan. 2024
Very concerned	23%
Somewhat concerned	31%
Not too concerned	25%
Not at all concerned	18%
(VOL) Don't know	2%
(n)	(815)

15. Do you believe Joe Biden won the 2020 election fair and square, or do you believe that he only won it due to voter fraud?

	Jan. 2024	Sept. 2023
Trend:		
Fair and square	35%	36%
Due to voter fraud	57%	57%
(VOL) Don't know	7%	7%
(n)	(815)	(506)

16. In his response to the 2020 presidential election, do you think Donald Trump committed a crime, did something wrong but not criminal, or did nothing wrong? [CHOICES WERE READ IN REVERSE ORDER FOR A RANDOM HALF SAMPLE]

	Jan. 2024	Sept. 2023
Trend:		
Committed a crime	21%	21%
Did something wrong but not criminal	25%	33%
Did nothing wrong	50%	43%
(VOL) Don't know	4%	4%
(n)	(815)	(506)

17. If Donald Trump wins the Republican nomination for president and then is convicted of a crime for his response to the 2020 presidential election, do you think the Republican Party should keep Trump or replace Trump as their presidential candidate? [CHOICES WERE ROTATED]

	Jan. 2024	Sept. 2023
Trend:		
Keep Trump	60%	51%
Replace Trump	36%	43%
(VOL) Don't know	4%	6%
(n)	(815)	(506)

18. If Trump is convicted of a crime and remains the Republican Party candidate in November, for whom would you vote for president – Donald Trump, Joe Biden, another candidate, or would you not vote? [NAMES WERE ROTATED]

	Jan. 2024
Donald Trump	62%
Joe Biden	17%
Another candidate	15%
Would not vote	4%
(VOL) Don't know	3%
(n)	(815)

19. Do you think Senator Tim Scott should have endorsed Donald Trump, should have endorsed Nikki Haley, or should have not endorsed anyone in the Republican primary for president? [FIRST TWO CHOICES WERE ROTATED]

	Jan. 2024
Endorsed Donald Trump	50%
Endorsed Nikki Haley	24%
Not have endorsed anyone	16%
(VOL) Don't know	10%
(n)	(815)

20. Did you happen to vote in the Republican primary in 2016 when Donald Trump ran against Marco Rubio, Ted Cruz, Jeb Bush, John Kasich, and Ben Carson, or did you skip that primary? [If YES:] Which candidate did you vote for in the 2016 primary? [Vote choice is reported only for voters validated as participating in the 2016 primary.]

	Jan. 2024
Donald Trump	30%
Marco Rubio	4%
Ted Cruz	4%
Jeb Bush	2%
John Kasich	2%
Ben Carson	3%
(VOL) Someone else	0%
(VOL) Don't know	2%
Do not recall voting	5%
Not voted per registration list	48%
(n)	(815)

21. Did you happen to vote in the 2020 general election between Donald Trump and Joe Biden, or did you skip that election? [If YES:] Who did you vote for? [Vote choice is reported only for voters validated as participating in the 2020 election.]

	Jan. 2024
Donald Trump	60%
Joe Biden	16%
(VOL) Someone else	1%
(VOL) Don't know	2%
Do not recall voting	2%
Not voted per registration list	18%
(n)	(815)

METHODOLOGY

The *Monmouth University-Washington Post Poll* was conducted from January 26 to 30, 2024, among a probability-based sample of 1,045 South Carolina voters who have voted in at least one Republican primary election since 2016 or have newly registered since the 2020 election and not voted in a primary. The poll was conducted in English, and included 232 live landline telephone interviews, 401 live cell phone interviews, and 412 online surveys via a cell phone text invitation. Interviewing services were provided by Braun Research using telephone numbers randomly selected from a list of voters obtained from Aristotle. The full sample is weighted for region, age, gender and race based on the voter list and education based on US Census information (CPS and ACS one-year surveys). Results released from this poll are based on a sub-set of 815 voters who indicated they had a 50-50 chance or better of voting in the 2024 Republican presidential primary. For this sample, one can say with 95% confidence that the error attributable to sampling has a maximum margin of plus or minus 3.9 percentage points adjusted for sample design effects (1.26). Sampling error can be larger for sub-groups (see table below). In addition to sampling error, one should bear in mind that question wording and practical difficulties in conducting surveys can introduce error or bias into the findings of opinion polls. The Monmouth University Polling Institute and the Washington Post jointly sponsored and conducted this poll, and are responsible for all aspects of the questionnaire and sample design as well as weighting and data analysis.

Potential primary voter demographics (weighted)

Party ID (self-reported): 44% strong Rep., 37% soft or lean Rep., 19% Ind. or Dem.
 Ideology: 37% very conservative, 31% somewhat conservative, 32% moderate, liberal
 Sex: 53% male, 47% female
 Age: 11% 18-34, 20% 35-49, 29% 50-64, 40% 65+
 Education: 33% high school or less, 27% some college, 27% 4-year degree, 13% graduate degree
 White Evangelical: 54% yes, 46% no
 MAGA supporter: 54% yes, 46% no
 Race: 87% White, 8% Black, 5% Hispanic/Asian/other
 Income: 28% <\$50K, 29% \$50-<100K, 43% \$100K+
 Voted in 2016 GOP primary: 52% yes, 48% no

MARGIN OF ERROR		unweighted sample	moe (+/-)
TOTAL		815	3.9%
2024 VOTE CHOICE	Trump	442	5.2%
	Haley	299	6.4%
SELF-REPORTED PARTY ID	Strong Rep.	350	5.9%
	Soft, lean Rep.	300	6.4%
	Ind. or Dem.	164	8.6%
IDEOLOGY	Very conservative	280	6.6%
	Somewhat conserv.	246	7.0%
	Moderate, liberal	275	6.6%
GENDER	Male	412	5.4%
	Female	403	5.5%
AGE	18-49	254	6.9%
	50-64	236	7.2%
	65+	321	6.1%
COLLEGE GRADUATE	No degree	366	5.8%
	4 year degree	445	5.2%
WHITE EVANGELICAL	Yes	408	5.4%
	No	384	5.6%
MAGA SUPPORTER	Yes	394	5.5%
	No	368	5.7%
RACE	White, non-Hispanic	712	4.1%
	Other	84	12.0%
INCOME	<\$50K	158	8.8%
	\$50 to <\$100K	215	7.5%
	\$100K+	369	5.7%
VOTED 2016 GOP PRIMARY	Yes	419	5.4%
	No	396	5.5%

###

Monmouth University-Washington Post Poll -- South Carolina Republican primary voters -- 2/01/24

		TOTAL	24 GOP VOTE CHOICE		PARTY IDENTIFICATION			POLITICAL IDEOLOGY		
			Trump	Haley	Strong Repub	Soft, lean Repub	Indep or Dem	Very conserv	Somewht conserv	Moderate -liberal
1. How closely are you following the race for the 2024 Republican presidential nomination?	Very closely	58%	65%	54%	69%	52%	45%	67%	57%	49%
	Somewhat closely	28%	24%	30%	25%	31%	26%	22%	31%	30%
	Not too closely	8%	6%	9%	3%	8%	18%	5%	6%	12%
	Not at all closely	6%	5%	6%	2%	8%	11%	4%	4%	9%
	[VOL] DK-RF	1%	1%	1%	1%	1%	1%	1%	1%	1%

		GENDER		AGE			COLLEGE GRAD		WHITE EVANGELICAL	
		Male	Female	18-49	50-64	65+	No degree	4 yr degree	Yes	No
1. How closely are you following the race for the 2024 Republican presidential nomination?	Very closely	63%	51%	47%	69%	58%	54%	62%	60%	55%
	Somewhat closely	25%	30%	29%	21%	32%	29%	26%	29%	26%
	Not too closely	6%	11%	11%	6%	7%	9%	6%	6%	10%
	Not at all closely	5%	7%	11%	3%	3%	6%	5%	4%	7%
	[VOL] DK-RF	1%	1%	2%	1%	1%	1%	1%	1%	2%

		MAGA SUPPORTER		RACE		INCOME			VOTED IN 2016 GOP PRIMARY	
		Yes	No	White non-Hisp	Hsp-Blk-Asn-Oth	<\$50K	\$50-100K	\$100K+	Yes	No
1. How closely are you following the race for the 2024 Republican presidential nomination?	Very closely	68%	50%	61%	37%	47%	59%	66%	63%	52%
	Somewhat closely	23%	30%	28%	24%	26%	31%	24%	28%	27%
	Not too closely	5%	10%	6%	23%	15%	5%	5%	5%	12%
	Not at all closely	3%	8%	4%	15%	10%	4%	4%	3%	8%
	[VOL] DK-RF	0%	2%	1%	1%	1%	1%	1%	1%	1%

		TOTAL	24 GOP VOTE CHOICE		PARTY IDENTIFICATION			POLITICAL IDEOLOGY		
			Trump	Haley	Strong Repub	Soft, lean Repub	Indep or Dem	Very conserv	Somewht conserv	Moderate -liberal
2. How likely are you to vote in South Carolinas Republican primary for president near the end of February - are you absolutely certain to vote, will you probably vote, are the chances 50-50, or less than that?	Absolutely certain to vote	79%	86%	71%	91%	79%	54%	89%	84%	64%
	Will probably vote	13%	9%	20%	5%	15%	29%	7%	10%	25%
	Chances are 50-50 or less than that?	7%	5%	9%	4%	6%	17%	4%	6%	12%

Monmouth University-Washington Post Poll -- South Carolina Republican primary voters -- 2/01/24

		GENDER		AGE			COLLEGE GRAD		WHITE EVANGELICAL	
		Male	Female	18-49	50-64	65+	No degree	4 yr degree	Yes	No
2. How likely are you to vote in South Carolinas Republican primary for president near the end of February - are you absolutely certain to vote, will you probably vote, are the chances 50-50, or less than that?	Absolutely certain to vote	82%	77%	73%	86%	80%	79%	80%	85%	72%
	Will probably vote	11%	16%	18%	10%	13%	13%	13%	10%	17%
	Chances are 50-50	7%	7%	9%	4%	8%	8%	6%	5%	11%

		MAGA SUPPORTER		RACE		INCOME			VOTED IN 2016 GOP PRIMARY	
		Yes	No	White non-Hisp	Hsp-Blk-Asn-Oth	<\$50K	\$50-100K	\$100K+	Yes	No
2. How likely are you to vote in South Carolinas Republican primary for president near the end of February - are you absolutely certain to vote, will you probably vote, are the chances 50-50, or less than that?	Absolutely certain to vote	89%	70%	83%	58%	67%	83%	86%	87%	72%
	Will probably vote	8%	19%	12%	20%	20%	9%	10%	10%	17%
	Chances are 50-50	4%	11%	5%	21%	13%	8%	4%	3%	12%

		TOTAL	24 GOP VOTE CHOICE		PARTY IDENTIFICATION			POLITICAL IDEOLOGY		
			Trump	Haley	Strong Repub	Soft, lean Repub	Indep or Dem	Very conserv	Somewht conserv	Moderate -liberal
3. How motivated are you to vote in the Republican presidential primary:	Extremely motivated	59%	73%	45%	75%	58%	28%	72%	61%	45%
	Very motivated	20%	16%	30%	18%	22%	21%	18%	21%	23%
	Somewhat motivated	13%	9%	18%	5%	18%	23%	7%	11%	21%
	Not motivated	6%	2%	6%	1%	2%	25%	2%	6%	10%
	[VOL] DK-RF	1%	0%	1%	0%	0%	3%	0%	1%	1%

		GENDER		AGE			COLLEGE GRAD		WHITE EVANGELICAL	
		Male	Female	18-49	50-64	65+	No degree	4 yr degree	Yes	No
3. How motivated are you to vote in the Republican presidential primary:	Extremely motivated	60%	59%	54%	69%	57%	60%	58%	65%	52%
	Very motivated	21%	20%	22%	17%	22%	20%	21%	21%	19%
	Somewhat motivated	14%	13%	17%	9%	14%	12%	15%	12%	16%
	Not motivated	4%	8%	7%	4%	7%	7%	4%	1%	11%
	[VOL] DK-RF	1%	1%	1%	1%	1%	1%	1%	0%	1%

Monmouth University-Washington Post Poll -- South Carolina Republican primary voters -- 2/01/24

		MAGA SUPPORTER		RACE		INCOME			VOTED IN 2016 GOP PRIMARY	
		Yes	No	White non-Hisp	Hsp-Blk-Asn-Oth	<\$50K	\$50-100K	\$100K+	Yes	No
3. How motivated are you to vote in the Republican presidential primary:	Extremely motivated	74%	45%	63%	37%	48%	63%	65%	64%	54%
	Very motivated	17%	23%	22%	7%	16%	23%	21%	23%	18%
	Somewhat motivated	7%	20%	12%	20%	21%	11%	10%	12%	15%
	Not motivated	2%	10%	2%	32%	14%	2%	4%	1%	12%
	[VOL] DK-RF	0%	1%	0%	5%	1%	0%	0%	0%	1%

		TOTAL	24 GOP VOTE CHOICE		PARTY IDENTIFICATION			POLITICAL IDEOLOGY		
			Trump	Haley	Strong Repub	Soft, lean Repub	Indep or Dem	Very conserv	Somewht conserv	Moderate -liberal
4A. Former President Donald Trump: Please tell me if your general impression is favorable or unfavorable, or if you don't really have an opinion. If you have not heard of the person, just let me know.	Favorable	66%	97%	18%	84%	70%	20%	88%	69%	39%
	Unfavorable	28%	0%	75%	12%	24%	72%	9%	25%	53%
	No opinion	4%	2%	5%	2%	6%	7%	2%	6%	6%
	[VOL] No answer -RF	1%	1%	1%	1%	1%	2%	1%	1%	2%

		GENDER		AGE			COLLEGE GRAD		WHITE EVANGELICAL	
		Male	Female	18-49	50-64	65+	No degree	4 yr degree	Yes	No
4A. Former President Donald Trump: Please tell me if your general impression is favorable or unfavorable, or if you don't really have an opinion. If you have not heard of the person, just let me know.	Favorable	70%	62%	64%	68%	68%	77%	50%	79%	51%
	Unfavorable	24%	32%	27%	27%	29%	18%	44%	17%	42%
	No opinion	5%	4%	7%	3%	3%	5%	4%	3%	6%
	[VOL] No answer -RF	1%	1%	2%	2%	0%	0%	2%	1%	1%

		MAGA SUPPORTER		RACE		INCOME			VOTED IN 2016 GOP PRIMARY	
		Yes	No	White non-Hisp	Hsp-Blk-Asn-Oth	<\$50K	\$50-100K	\$100K+	Yes	No
4A. Former President Donald Trump: Please tell me if your general impression is favorable or unfavorable, or if you don't really have an opinion. If you have not heard of the person, just let me know.	Favorable	94%	35%	68%	52%	73%	67%	59%	72%	60%
	Unfavorable	4%	56%	27%	39%	22%	26%	37%	24%	33%
	No opinion	2%	7%	4%	8%	5%	7%	3%	3%	5%
	[VOL] No answer -RF	1%	2%	1%	1%	0%	1%	2%	1%	2%

Monmouth University-Washington Post Poll -- South Carolina Republican primary voters -- 2/01/24

		TOTAL	24 GOP VOTE CHOICE		PARTY IDENTIFICATION			POLITICAL IDEOLOGY		
			Trump	Haley	Strong Repub	Soft, lean Repub	Indep or Dem	Very conserv	Somewht conserv	Moderate -liberal
4B. Former South Carolina Governor and UN Ambassador Nikki Haley: Please tell me if your general impression is favorable or unfavorable, or if you don't really have an opinion. If you have not heard of the person, just let me know.	Favorable	45%	22%	91%	38%	47%	56%	32%	47%	58%
	Unfavorable	41%	61%	3%	48%	39%	31%	54%	42%	26%
	No opinion	10%	12%	5%	11%	10%	9%	11%	10%	10%
	Not heard of	1%	2%	0%	1%	0%	3%	0%	0%	2%
	[VOL] No answer -RF	2%	4%	0%	2%	3%	1%	3%	2%	3%

		GENDER		AGE			COLLEGE GRAD		WHITE EVANGELICAL	
		Male	Female	18-49	50-64	65+	No degree	4 yr degree	Yes	No
4B. Former South Carolina Governor and UN Ambassador Nikki Haley: Please tell me if your general impression is favorable or unfavorable, or if you don't really have an opinion. If you have not heard of the person, just let me know.	Favorable	44%	46%	34%	47%	53%	39%	55%	41%	48%
	Unfavorable	43%	39%	47%	44%	35%	47%	33%	46%	36%
	No opinion	10%	10%	13%	6%	11%	11%	10%	9%	13%
	Not heard of	0%	1%	2%	0%	0%	1%	0%	0%	1%
	[VOL] No answer -RF	2%	3%	4%	4%	0%	3%	2%	3%	2%

		MAGA SUPPORTER		RACE		INCOME			VOTED IN 2016 GOP PRIMARY	
		Yes	No	White non-Hisp	Hsp-Blk-Asn-Oth	<\$50K	\$50-100K	\$100K+	Yes	No
4B. Former South Carolina Governor and UN Ambassador Nikki Haley: Please tell me if your general impression is favorable or unfavorable, or if you don't really have an opinion. If you have not heard of the person, just let me know.	Favorable	26%	63%	48%	30%	37%	45%	51%	51%	38%
	Unfavorable	58%	25%	40%	46%	42%	43%	40%	37%	46%
	No opinion	12%	9%	10%	16%	16%	10%	7%	9%	12%
	Not heard of	1%	1%	0%	5%	2%	1%	0%	1%	1%
	[VOL] No answer -RF	3%	2%	2%	3%	3%	1%	2%	2%	3%

		TOTAL	24 GOP VOTE CHOICE		PARTY IDENTIFICATION			POLITICAL IDEOLOGY		
			Trump	Haley	Strong Repub	Soft, lean Repub	Indep or Dem	Very conserv	Somewht conserv	Moderate -liberal
4C. South Carolina Senator Tim Scott: Please tell me if your general impression is favorable or unfavorable, or if you don't really have an opinion. If you have not heard of the person, just let me know.	Favorable	58%	70%	38%	72%	61%	19%	74%	62%	35%
	Unfavorable	24%	11%	44%	15%	15%	60%	15%	21%	37%
	No opinion	12%	12%	14%	8%	17%	13%	8%	11%	19%
	Not heard of	3%	3%	2%	2%	2%	6%	0%	4%	4%
	[VOL] No answer -RF	3%	4%	2%	3%	4%	2%	3%	2%	4%

Monmouth University-Washington Post Poll -- South Carolina Republican primary voters -- 2/01/24

		GENDER		AGE			COLLEGE GRAD		WHITE EVANGELICAL	
		Male	Female	18-49	50-64	65+	No degree	4 yr degree	Yes	No
4C. South Carolina Senator Tim Scott: Please tell me if your general impression is favorable or unfavorable, or if you don't really have an opinion. If you have not heard of the person, just let me know.	Favorable	60%	55%	44%	61%	66%	62%	52%	68%	45%
	Unfavorable	23%	25%	25%	26%	22%	18%	32%	15%	35%
	No opinion	13%	12%	21%	7%	10%	13%	11%	12%	13%
	Not heard of	2%	4%	6%	1%	2%	4%	1%	1%	4%
	[VOL] No answer -RF	2%	4%	4%	5%	1%	3%	3%	3%	3%

		MAGA SUPPORTER		RACE		INCOME			VOTED IN 2016 GOP PRIMARY	
		Yes	No	White non-Hisp	Hsp-Blk-Asn-Oth	<\$50K	\$50-100K	\$100K+	Yes	No
4C. South Carolina Senator Tim Scott: Please tell me if your general impression is favorable or unfavorable, or if you don't really have an opinion. If you have not heard of the person, just let me know.	Favorable	76%	38%	62%	32%	53%	68%	53%	69%	46%
	Unfavorable	11%	40%	22%	43%	25%	18%	30%	19%	29%
	No opinion	10%	15%	13%	14%	15%	11%	12%	8%	17%
	Not heard of	1%	4%	2%	9%	5%	2%	2%	1%	4%
	[VOL] No answer -RF	3%	3%	3%	3%	2%	2%	3%	3%	4%

		TOTAL	24 GOP VOTE CHOICE		PARTY IDENTIFICATION			POLITICAL IDEOLOGY		
			Trump	Haley	Strong Repub	Soft, lean Repub	Indep or Dem	Very conserv	Somewht conserv	Moderate -liberal
5. If the Republican primary for president was held today, would you vote for Donald Trump, Nikki Haley, or someone else? [NAME ORDER ROTATED]	Donald Trump	58%	100%	0%	77%	60%	15%	80%	59%	33%
	Nikki Haley	32%	0%	100%	17%	34%	61%	13%	30%	56%
	Someone else	2%	0%	0%	0%	3%	5%	1%	4%	2%
	[VOL] DK-RF	8%	0%	0%	6%	3%	19%	6%	7%	9%

		GENDER		AGE			COLLEGE GRAD		WHITE EVANGELICAL	
		Male	Female	18-49	50-64	65+	No degree	4 yr degree	Yes	No
5. If the Republican primary for president was held today, would you vote for Donald Trump, Nikki Haley, or someone else? [NAME ORDER ROTATED]	Donald Trump	62%	54%	62%	58%	57%	68%	44%	69%	46%
	Nikki Haley	30%	33%	30%	35%	31%	22%	46%	22%	42%
	Someone else	2%	3%	5%	0%	1%	2%	3%	2%	3%
	[VOL] DK-RF	6%	10%	4%	7%	11%	8%	7%	7%	9%

Monmouth University-Washington Post Poll -- South Carolina Republican primary voters -- 2/01/24

		MAGA SUPPORTER		RACE		INCOME			VOTED IN 2016 GOP PRIMARY	
		Yes	No	White non-Hisp	Hsp-Blk-Asn-Oth	<\$50K	\$50-100K	\$100K+	Yes	No
5. If the Republican primary for president was held today, would you vote for Donald Trump, Nikki Haley, or someone else? [NAME ORDER ROTATED]	Donald Trump	88%	28%	60%	47%	63%	60%	52%	60%	56%
	Nikki Haley	7%	59%	33%	29%	23%	29%	41%	31%	32%
	Someone else	0%	5%	2%	5%	3%	3%	1%	1%	3%
	[VOL] DK-RF	5%	9%	5%	19%	11%	8%	5%	7%	8%

		TOTAL	24 GOP VOTE CHOICE		PARTY IDENTIFICATION			POLITICAL IDEOLOGY		
			Trump	Haley	Strong Repub	Soft, lean Repub	Indep or Dem	Very conserv	Somewht conserv	Moderate -liberal
6. Are you definitely supporting [TRUMP/HALEY from Q5] or would you consider supporting [HALEY/TRUMP]?	Definitely supporting my choice	79%	92%	81%	86%	77%	69%	85%	76%	77%
	Would consider other candidate	9%	7%	15%	7%	14%	4%	7%	13%	9%
	[VOL] DK-RF	2%	1%	4%	0%	3%	3%	1%	1%	3%
	[Q5] Other, undecided vote choice	10%	0%	0%	6%	6%	24%	7%	11%	11%

		GENDER		AGE			COLLEGE GRAD		WHITE EVANGELICAL	
		Male	Female	18-49	50-64	65+	No degree	4 yr degree	Yes	No
6. Are you definitely supporting [TRUMP/HALEY from Q5] or would you consider supporting [HALEY/TRUMP]?	Definitely supporting my choice	82%	77%	79%	82%	77%	78%	80%	81%	77%
	Would consider other candidate	9%	9%	8%	11%	9%	10%	8%	10%	8%
	[VOL] DK-RF	2%	2%	4%	0%	1%	2%	2%	1%	3%
	[Q5] Other, undecided vote choice	7%	13%	9%	8%	12%	10%	10%	8%	12%

		MAGA SUPPORTER		RACE		INCOME			VOTED IN 2016 GOP PRIMARY	
		Yes	No	White non-Hisp	Hsp-Blk-Asn-Oth	<\$50K	\$50-100K	\$100K+	Yes	No
6. Are you definitely supporting [TRUMP/HALEY from Q5] or would you consider supporting [HALEY/TRUMP]?	Definitely supporting my choice	86%	74%	82%	62%	75%	77%	83%	81%	78%
	Would consider other candidate	8%	10%	10%	5%	8%	9%	10%	10%	8%
	[VOL] DK-RF	1%	2%	1%	8%	3%	2%	0%	0%	3%
	[Q5] Other, undecided vote choice	5%	14%	7%	24%	14%	12%	6%	8%	11%

Monmouth University-Washington Post Poll -- South Carolina Republican primary voters -- 2/01/24

		TOTAL	24 GOP VOTE CHOICE		PARTY IDENTIFICATION			POLITICAL IDEOLOGY		
			Trump	Haley	Strong Repub	Soft, lean Repub	Indep or Dem	Very conserv	Somewht conserv	Moderate -liberal
7. How would you feel if Donald Trump became the Republican nominee - enthusiastic, satisfied, dissatisfied, or upset?	Enthusiastic	39%	65%	3%	56%	37%	6%	59%	36%	20%
	Satisfied	30%	33%	21%	31%	36%	18%	31%	35%	24%
	Dissatisfied	9%	1%	19%	5%	9%	17%	4%	13%	11%
	Upset	20%	0%	56%	7%	16%	57%	5%	14%	44%
	[VOL] DK-RF	2%	1%	2%	1%	2%	2%	1%	1%	2%

		GENDER		AGE			COLLEGE GRAD		WHITE EVANGELICAL	
		Male	Female	18-49	50-64	65+	No degree	4 yr degree	Yes	No
7. How would you feel if Donald Trump became the Republican nominee - enthusiastic, satisfied, dissatisfied, or upset?	Enthusiastic	39%	40%	39%	44%	36%	45%	31%	50%	29%
	Satisfied	34%	26%	30%	24%	36%	35%	23%	31%	27%
	Dissatisfied	9%	8%	10%	9%	8%	7%	12%	7%	11%
	Upset	17%	24%	19%	20%	20%	12%	32%	11%	31%
	[VOL] DK-RF	1%	2%	1%	3%	1%	1%	2%	1%	2%

		MAGA SUPPORTER		RACE		INCOME			VOTED IN 2016 GOP PRIMARY	
		Yes	No	White non-Hisp	Hsp-Blk-Asn-Oth	<\$50K	\$50-100K	\$100K+	Yes	No
7. How would you feel if Donald Trump became the Republican nominee - enthusiastic, satisfied, dissatisfied, or upset?	Enthusiastic	67%	11%	41%	27%	38%	39%	39%	40%	38%
	Satisfied	27%	30%	31%	27%	35%	33%	23%	35%	25%
	Dissatisfied	3%	16%	8%	17%	11%	7%	9%	7%	10%
	Upset	3%	42%	19%	25%	13%	20%	28%	15%	25%
	[VOL] DK-RF	1%	1%	1%	4%	2%	2%	1%	2%	1%

		TOTAL	24 GOP VOTE CHOICE		PARTY IDENTIFICATION			POLITICAL IDEOLOGY		
			Trump	Haley	Strong Repub	Soft, lean Repub	Indep or Dem	Very conserv	Somewht conserv	Moderate -liberal
8. How would you feel if Nikki Haley became the Republican nominee - enthusiastic, satisfied, dissatisfied, or upset?	Enthusiastic	20%	5%	51%	15%	23%	26%	12%	20%	29%
	Satisfied	34%	30%	44%	32%	34%	41%	29%	37%	39%
	Dissatisfied	24%	34%	3%	28%	22%	20%	29%	24%	19%
	Upset	19%	29%	1%	22%	19%	10%	28%	16%	11%
	[VOL] DK-RF	2%	2%	1%	3%	2%	2%	2%	2%	2%

Monmouth University-Washington Post Poll -- South Carolina Republican primary voters -- 2/01/24

		GENDER		AGE			COLLEGE GRAD		WHITE EVANGELICAL	
		Male	Female	18-49	50-64	65+	No degree	4 yr degree	Yes	No
8. How would you feel if Nikki Haley became the Republican nominee - enthusiastic, satisfied, dissatisfied, or upset?	Enthusiastic	19%	21%	17%	22%	21%	16%	27%	18%	22%
	Satisfied	34%	35%	28%	32%	41%	34%	35%	33%	36%
	Dissatisfied	24%	24%	29%	25%	21%	27%	21%	25%	23%
	Upset	21%	16%	23%	20%	14%	21%	15%	22%	16%
	[VOL] DK-RF	1%	4%	2%	1%	3%	3%	2%	3%	2%

		MAGA SUPPORTER		RACE		INCOME			VOTED IN 2016 GOP PRIMARY	
		Yes	No	White non-Hisp	Hsp-Blk-Asn-Oth	<\$50K	\$50-100K	\$100K+	Yes	No
8. How would you feel if Nikki Haley became the Republican nominee - enthusiastic, satisfied, dissatisfied, or upset?	Enthusiastic	9%	33%	21%	17%	15%	20%	25%	21%	19%
	Satisfied	28%	40%	34%	33%	37%	35%	31%	39%	29%
	Dissatisfied	33%	16%	24%	26%	29%	19%	25%	22%	27%
	Upset	28%	10%	18%	20%	17%	22%	17%	16%	22%
	[VOL] DK-RF	2%	2%	2%	4%	2%	3%	2%	2%	3%

		TOTAL	24 GOP VOTE CHOICE		PARTY IDENTIFICATION			POLITICAL IDEOLOGY		
			Trump	Haley	Strong Repub	Soft, lean Repub	Indep or Dem	Very conserv	Somewht conserv	Moderate -liberal
9. Whats more important to you - that Republicans nominate the presidential candidate whose positions on the issues come closest to yours or the candidate who seems most likely to defeat Joe Biden in November?	Whose positions on the issues come closest to yours	62%	61%	64%	53%	63%	76%	61%	58%	68%
	Who seems most likely to defeat Joe Biden in November	33%	34%	31%	41%	33%	14%	33%	38%	26%
	[VOL] DK-RF	5%	5%	5%	5%	3%	9%	6%	4%	6%

		GENDER		AGE			COLLEGE GRAD		WHITE EVANGELICAL	
		Male	Female	18-49	50-64	65+	No degree	4 yr degree	Yes	No
9. Whats more important to you - that Republicans nominate the presidential candidate whose positions on the issues come closest to yours or the candidate who seems most likely to defeat Joe Biden in November?	Whose positions on the issues come closest to yours	61%	62%	68%	62%	57%	57%	68%	57%	68%
	Who seems most likely to defeat Joe Biden in November	32%	34%	30%	36%	34%	36%	29%	37%	28%
	[VOL] DK-RF	7%	4%	2%	2%	9%	7%	3%	6%	4%

Monmouth University-Washington Post Poll -- South Carolina Republican primary voters -- 2/01/24

		MAGA SUPPORTER		RACE		INCOME			VOTED IN 2016 GOP PRIMARY	
		Yes	No	White non-Hisp	Hsp-Blk-Asn-Oth	<\$50K	\$50-100K	\$100K+	Yes	No
9. Whats more important to you - that Republicans nominate the presidential candidate whose positions on the issues come closest to yours or the candidate who seems most likely to defeat Joe Biden in November?	Whose positions on the issues come closest to yours	60%	64%	62%	61%	59%	62%	65%	58%	65%
	Who seems most likely to defeat Joe Biden in November	35%	32%	33%	33%	32%	35%	33%	34%	32%
	[VOL] DK-RF	5%	4%	5%	5%	9%	3%	2%	8%	3%

		TOTAL	24 GOP VOTE CHOICE		PARTY IDENTIFICATION			POLITICAL IDEOLOGY		
			Trump	Haley	Strong Repub	Soft, lean Repub	Indep or Dem	Very conserv	Somewht conserv	Moderate -liberal
10. If Donald Trump became the Republican nominee, do you think he would definitely beat Joe Biden in November, probably beat Biden probably lose to Biden or definitely lose to Biden	Definitely beat	42%	64%	6%	59%	37%	12%	59%	38%	24%
	Probably beat	29%	30%	26%	26%	38%	16%	28%	35%	24%
	Probably lose	14%	3%	32%	7%	13%	33%	5%	16%	25%
	Definitely lose	11%	1%	31%	4%	8%	34%	5%	7%	23%
	[VOL] DK-RF	4%	3%	5%	4%	4%	5%	4%	4%	4%

		GENDER		AGE			COLLEGE GRAD		WHITE EVANGELICAL	
		Male	Female	18-49	50-64	65+	No degree	4 yr degree	Yes	No
10. If Donald Trump became the Republican nominee, do you think he would definitely beat Joe Biden in November, probably beat Biden probably lose to Biden or definitely lose to Biden	Definitely beat	42%	41%	37%	44%	43%	49%	30%	53%	30%
	Probably beat	32%	25%	30%	23%	32%	30%	28%	29%	29%
	Probably lose	12%	17%	19%	16%	9%	10%	21%	11%	19%
	Definitely lose	11%	11%	11%	12%	11%	8%	17%	6%	18%
	[VOL] DK-RF	3%	5%	3%	4%	4%	4%	4%	2%	5%

		MAGA SUPPORTER		RACE		INCOME			VOTED IN 2016 GOP PRIMARY	
		Yes	No	White non-Hisp	Hsp-Blk-Asn-Oth	<\$50K	\$50-100K	\$100K+	Yes	No
10. If Donald Trump became the Republican nominee, do you think he would definitely beat Joe Biden in November, probably beat Biden probably lose to Biden or definitely lose to Biden	Definitely beat	63%	18%	43%	32%	46%	45%	35%	47%	36%
	Probably beat	30%	27%	29%	28%	28%	28%	30%	29%	28%
	Probably lose	3%	29%	13%	24%	11%	13%	20%	12%	17%
	Definitely lose	1%	22%	11%	12%	9%	11%	13%	8%	14%
	[VOL] DK-RF	3%	3%	4%	4%	6%	3%	3%	4%	4%

Monmouth University-Washington Post Poll -- South Carolina Republican primary voters -- 2/01/24

		TOTAL	24 GOP VOTE CHOICE		PARTY IDENTIFICATION			POLITICAL IDEOLOGY		
			Trump	Haley	Strong Repub	Soft, lean Repub	Indep or Dem	Very conserv	Somewht conserv	Moderate -liberal
11. If Nikki Haley became the Republican nominee, do you think she would definitely beat Joe Biden in November, probably beat Biden probably lose to Biden or definitely lose to Biden	Definitely beat	21%	14%	33%	24%	21%	13%	21%	22%	19%
	Probably beat	42%	40%	49%	42%	43%	38%	38%	46%	42%
	Probably lose	21%	25%	14%	18%	19%	31%	21%	19%	24%
	Definitely lose	11%	15%	1%	12%	10%	11%	15%	9%	8%
	[VOL] DK-RF	5%	6%	3%	4%	6%	6%	5%	4%	7%

		GENDER		AGE			COLLEGE GRAD		WHITE EVANGELICAL	
		Male	Female	18-49	50-64	65+	No degree	4 yr degree	Yes	No
11. If Nikki Haley became the Republican nominee, do you think she would definitely beat Joe Biden in November, probably beat Biden probably lose to Biden or definitely lose to Biden	Definitely beat	20%	21%	17%	22%	24%	20%	22%	22%	19%
	Probably beat	45%	37%	34%	48%	44%	42%	42%	43%	40%
	Probably lose	21%	22%	30%	16%	18%	21%	22%	20%	24%
	Definitely lose	11%	11%	15%	10%	9%	12%	9%	11%	11%
	[VOL] DK-RF	3%	8%	4%	5%	6%	6%	5%	5%	6%

		MAGA SUPPORTER		RACE		INCOME			VOTED IN 2016 GOP PRIMARY	
		Yes	No	White non-Hisp	Hsp-Blk-Asn-Oth	<\$50K	\$50-100K	\$100K+	Yes	No
11. If Nikki Haley became the Republican nominee, do you think she would definitely beat Joe Biden in November, probably beat Biden probably lose to Biden or definitely lose to Biden	Definitely beat	19%	22%	22%	14%	19%	24%	20%	24%	18%
	Probably beat	37%	47%	43%	32%	38%	40%	47%	47%	36%
	Probably lose	24%	19%	20%	28%	26%	18%	21%	17%	26%
	Definitely lose	15%	8%	9%	20%	8%	15%	10%	8%	15%
	[VOL] DK-RF	5%	4%	5%	6%	9%	4%	2%	5%	5%

		TOTAL	24 GOP VOTE CHOICE		PARTY IDENTIFICATION			POLITICAL IDEOLOGY		
			Trump	Haley	Strong Repub	Soft, lean Repub	Indep or Dem	Very conserv	Somewht conserv	Moderate -liberal
12A. Who do you trust more to handle immigration policy - Donald Trump or Nikki Haley, or do you trust both equally on this issue?	Donald Trump	62%	90%	14%	78%	65%	19%	82%	62%	38%
	Nikki Haley	22%	0%	63%	8%	20%	60%	6%	18%	46%
	Trust both equally	15%	10%	22%	14%	16%	18%	12%	19%	16%
	[VOL] DK-RF	1%	0%	1%	0%	0%	3%	0%	1%	0%

Monmouth University-Washington Post Poll -- South Carolina Republican primary voters -- 2/01/24

		GENDER		AGE			COLLEGE GRAD		WHITE EVANGELICAL	
		Male	Female	18-49	50-64	65+	No degree	4 yr degree	Yes	No
12A. Who do you trust more to handle immigration policy - Donald Trump or Nikki Haley, or do you trust both equally on this issue?	Donald Trump	65%	58%	63%	61%	61%	70%	49%	72%	50%
	Nikki Haley	20%	25%	25%	24%	19%	14%	36%	13%	33%
	Trust both equally	15%	17%	11%	14%	20%	17%	14%	15%	16%
	[VOL] DK-RF	0%	1%	1%	1%	0%	0%	1%	0%	1%

		MAGA SUPPORTER		RACE		INCOME			VOTED IN 2016 GOP PRIMARY	
		Yes	No	White non-Hisp	Hsp-Blk-Asn-Oth	<\$50K	\$50-100K	\$100K+	Yes	No
12A. Who do you trust more to handle immigration policy - Donald Trump or Nikki Haley, or do you trust both equally on this issue?	Donald Trump	88%	32%	63%	48%	61%	67%	55%	63%	60%
	Nikki Haley	2%	45%	22%	30%	18%	20%	30%	19%	26%
	Trust both equally	10%	21%	15%	20%	21%	12%	14%	17%	13%
	[VOL] DK-RF	0%	1%	0%	1%	0%	1%	1%	0%	1%

		TOTAL	24 GOP VOTE CHOICE		PARTY IDENTIFICATION			POLITICAL IDEOLOGY		
			Trump	Haley	Strong Repub	Soft, lean Repub	Indep or Dem	Very conserv	Somewht conserv	Moderate -liberal
12B. Who do you trust more to handle economic policy - Donald Trump or Nikki Haley, or do you trust both equally on this issue?	Donald Trump	60%	91%	11%	75%	63%	19%	81%	59%	35%
	Nikki Haley	21%	0%	61%	9%	19%	55%	7%	15%	44%
	Trust both equally	18%	9%	27%	15%	19%	24%	11%	25%	19%
	[VOL] DK-RF	1%	0%	1%	1%	0%	3%	1%	1%	1%

		GENDER		AGE			COLLEGE GRAD		WHITE EVANGELICAL	
		Male	Female	18-49	50-64	65+	No degree	4 yr degree	Yes	No
12B. Who do you trust more to handle economic policy - Donald Trump or Nikki Haley, or do you trust both equally on this issue?	Donald Trump	62%	57%	65%	59%	56%	65%	51%	72%	47%
	Nikki Haley	20%	24%	23%	22%	19%	15%	32%	12%	31%
	Trust both equally	18%	18%	10%	18%	24%	20%	15%	15%	21%
	[VOL] DK-RF	1%	1%	1%	1%	1%	1%	2%	1%	1%

		MAGA SUPPORTER		RACE		INCOME			VOTED IN 2016 GOP PRIMARY	
		Yes	No	White non-Hisp	Hsp-Blk-Asn-Oth	<\$50K	\$50-100K	\$100K+	Yes	No
12B. Who do you trust more to handle economic policy - Donald Trump or Nikki Haley, or do you trust both equally on this issue?	Donald Trump	86%	32%	61%	46%	60%	62%	55%	61%	58%
	Nikki Haley	3%	42%	21%	29%	18%	19%	28%	18%	25%
	Trust both equally	10%	25%	17%	25%	21%	17%	16%	20%	15%
	[VOL] DK-RF	1%	1%	1%	0%	0%	2%	1%	1%	1%

Monmouth University-Washington Post Poll -- South Carolina Republican primary voters -- 2/01/24

		TOTAL	24 GOP VOTE CHOICE		PARTY IDENTIFICATION			POLITICAL IDEOLOGY		
			Trump	Haley	Strong Repub	Soft, lean Repub	Indep or Dem	Very conserv	Somewht conserv	Moderate -liberal
12C. Who do you trust more to handle foreign policy - Donald Trump or Nikki Haley, or do you trust both equally on this issue?	Donald Trump	54%	85%	4%	71%	55%	14%	74%	54%	30%
	Nikki Haley	29%	2%	78%	13%	28%	65%	9%	24%	56%
	Trust both equally	17%	13%	17%	16%	17%	19%	17%	20%	14%
	[VOL] DK-RF	1%	0%	1%	0%	0%	2%	0%	1%	0%

		GENDER		AGE			COLLEGE GRAD		WHITE EVANGELICAL	
		Male	Female	18-49	50-64	65+	No degree	4 yr degree	Yes	No
12C. Who do you trust more to handle foreign policy - Donald Trump or Nikki Haley, or do you trust both equally on this issue?	Donald Trump	58%	49%	62%	50%	50%	59%	45%	65%	41%
	Nikki Haley	26%	31%	28%	30%	28%	20%	42%	17%	42%
	Trust both equally	16%	18%	10%	19%	22%	21%	11%	18%	16%
	[VOL] DK-RF	0%	1%	1%	1%	1%	0%	1%	0%	1%

		MAGA SUPPORTER		RACE		INCOME			VOTED IN 2016 GOP PRIMARY	
		Yes	No	White non-Hisp	Hsp-Blk-Asn-Oth	<\$50K	\$50-100K	\$100K+	Yes	No
12C. Who do you trust more to handle foreign policy - Donald Trump or Nikki Haley, or do you trust both equally on this issue?	Donald Trump	82%	26%	55%	40%	53%	58%	49%	54%	54%
	Nikki Haley	6%	54%	28%	35%	23%	29%	36%	25%	33%
	Trust both equally	13%	18%	16%	24%	24%	11%	15%	21%	13%
	[VOL] DK-RF	0%	1%	0%	1%	0%	1%	1%	1%	1%

		TOTAL	24 GOP VOTE CHOICE		PARTY IDENTIFICATION			POLITICAL IDEOLOGY		
			Trump	Haley	Strong Repub	Soft, lean Repub	Indep or Dem	Very conserv	Somewht conserv	Moderate -liberal
12D. Who do you trust more to handle abortion policy - Donald Trump or Nikki Haley, or do you trust both equally on this issue?	Donald Trump	35%	57%	2%	48%	32%	10%	55%	32%	14%
	Nikki Haley	26%	5%	67%	13%	27%	55%	10%	25%	48%
	Trust both equally	33%	35%	24%	35%	34%	27%	32%	38%	31%
	[VOL] DK-RF	6%	4%	6%	4%	7%	8%	3%	5%	7%

		GENDER		AGE			COLLEGE GRAD		WHITE EVANGELICAL	
		Male	Female	18-49	50-64	65+	No degree	4 yr degree	Yes	No
12D. Who do you trust more to handle abortion policy - Donald Trump or Nikki Haley, or do you trust both equally on this issue?	Donald Trump	36%	34%	38%	36%	31%	40%	28%	45%	24%
	Nikki Haley	24%	29%	29%	28%	23%	18%	39%	17%	37%
	Trust both equally	35%	31%	28%	32%	38%	36%	29%	34%	32%
	[VOL] DK-RF	5%	7%	5%	3%	8%	7%	4%	4%	8%

Monmouth University-Washington Post Poll -- South Carolina Republican primary voters -- 2/01/24

		MAGA SUPPORTER		RACE		INCOME			VOTED IN 2016 GOP PRIMARY	
		Yes	No	White non-Hisp	Hsp-Blk-Asn-Oth	<\$50K	\$50-100K	\$100K+	Yes	No
12D. Who do you trust more to handle abortion policy - Donald Trump or Nikki Haley, or do you trust both equally on this issue?	Donald Trump	57%	12%	36%	30%	34%	38%	32%	35%	35%
	Nikki Haley	7%	48%	26%	33%	21%	23%	35%	23%	30%
	Trust both equally	32%	33%	34%	28%	37%	31%	33%	36%	29%
	[VOL] DK-RF	3%	6%	5%	9%	8%	8%	1%	6%	6%

		TOTAL	24 GOP VOTE CHOICE		PARTY IDENTIFICATION			POLITICAL IDEOLOGY		
			Trump	Haley	Strong Repub	Soft, lean Repub	Indep or Dem	Very conserv	Somewht conserv	Moderate -liberal
13. Do you think abortion should be - ? [ORDER REVERSED FOR HALF SAMPLE]	Legal in all cases	12%	5%	22%	5%	9%	32%	3%	10%	23%
	Legal in most cases	27%	22%	39%	24%	27%	36%	13%	26%	45%
	Illegal in most cases	41%	51%	27%	50%	43%	19%	51%	52%	19%
	Illegal in all cases	14%	19%	6%	18%	14%	7%	29%	5%	6%
	[VOL] DK-RF	5%	3%	5%	3%	8%	7%	4%	7%	6%

		GENDER		AGE			COLLEGE GRAD		WHITE EVANGELICAL	
		Male	Female	18-49	50-64	65+	No degree	4 yr degree	Yes	No
13. Do you think abortion should be - ? [ORDER REVERSED FOR HALF SAMPLE]	Legal in all cases	9%	15%	12%	10%	13%	10%	14%	3%	22%
	Legal in most cases	25%	30%	29%	28%	26%	24%	33%	19%	37%
	Illegal in most cases	46%	36%	37%	47%	41%	42%	40%	52%	29%
	Illegal in all cases	14%	15%	21%	10%	13%	17%	10%	22%	6%
	[VOL] DK-RF	6%	5%	2%	5%	8%	7%	3%	4%	6%

		MAGA SUPPORTER		RACE		INCOME			VOTED IN 2016 GOP PRIMARY	
		Yes	No	White non-Hisp	Hsp-Blk-Asn-Oth	<\$50K	\$50-100K	\$100K+	Yes	No
13. Do you think abortion should be - ? [ORDER REVERSED FOR HALF SAMPLE]	Legal in all cases	5%	21%	8%	38%	15%	10%	11%	7%	17%
	Legal in most cases	20%	36%	29%	18%	27%	26%	32%	25%	30%
	Illegal in most cases	52%	30%	44%	20%	34%	44%	44%	48%	34%
	Illegal in all cases	19%	9%	14%	16%	17%	14%	10%	14%	14%
	[VOL] DK-RF	5%	4%	5%	8%	7%	5%	2%	6%	5%

Monmouth University-Washington Post Poll -- South Carolina Republican primary voters -- 2/01/24

		TOTAL	24 GOP VOTE CHOICE		PARTY IDENTIFICATION			POLITICAL IDEOLOGY		
			Trump	Haley	Strong Repub	Soft, lean Repub	Indep or Dem	Very conserv	Somewht conserv	Moderate -liberal
14. How concerned, if at all, are you that the Republican Party is focusing too much on abortion - very, somewhat, not too, not at all?	Very concerned	23%	14%	38%	15%	26%	36%	15%	21%	34%
	Somewhat concerned	31%	31%	30%	32%	31%	28%	26%	32%	35%
	Not too concerned	25%	30%	18%	30%	23%	18%	28%	30%	17%
	Not at all concerned	18%	23%	12%	21%	17%	15%	27%	14%	12%
	[VOL] DK-RF	2%	2%	2%	2%	3%	1%	3%	3%	2%

		GENDER		AGE			COLLEGE GRAD		WHITE EVANGELICAL	
		Male	Female	18-49	50-64	65+	No degree	4 yr degree	Yes	No
14. How concerned, if at all, are you that the Republican Party is focusing too much on abortion - very, somewhat, not too, not at all?	Very concerned	23%	23%	29%	26%	16%	18%	30%	17%	30%
	Somewhat concerned	30%	33%	29%	30%	34%	30%	33%	31%	32%
	Not too concerned	25%	25%	20%	29%	25%	28%	20%	29%	20%
	Not at all concerned	19%	18%	21%	14%	20%	21%	15%	21%	16%
	[VOL] DK-RF	4%	1%	2%	1%	5%	3%	1%	2%	2%

		MAGA SUPPORTER		RACE		INCOME			VOTED IN 2016 GOP PRIMARY	
		Yes	No	White non-Hisp	Hsp-Blk-Asn-Oth	<\$50K	\$50-100K	\$100K+	Yes	No
14. How concerned, if at all, are you that the Republican Party is focusing too much on abortion - very, somewhat, not too, not at all?	Very concerned	13%	33%	23%	24%	18%	21%	30%	21%	25%
	Somewhat concerned	32%	31%	31%	28%	36%	33%	27%	31%	31%
	Not too concerned	30%	19%	26%	18%	29%	23%	26%	26%	24%
	Not at all concerned	23%	14%	17%	27%	12%	22%	17%	18%	18%
	[VOL] DK-RF	2%	2%	2%	3%	5%	1%	0%	4%	1%

		TOTAL	24 GOP VOTE CHOICE		PARTY IDENTIFICATION			POLITICAL IDEOLOGY		
			Trump	Haley	Strong Repub	Soft, lean Repub	Indep or Dem	Very conserv	Somewht conserv	Moderate -liberal
15. Do you believe Joe Biden won the 2020 election fair and square, or do you believe that he only won it due to voter fraud?	Fair and square	35%	10%	78%	18%	30%	86%	12%	36%	62%
	Due to voter fraud	57%	83%	17%	73%	63%	12%	79%	57%	33%
	[VOL] DK-RF	7%	7%	5%	9%	8%	3%	9%	7%	4%

		GENDER		AGE			COLLEGE GRAD		WHITE EVANGELICAL	
		Male	Female	18-49	50-64	65+	No degree	4 yr degree	Yes	No
15. Do you believe Joe Biden won the 2020 election fair and square, or do you believe that he only won it due to voter fraud?	Fair and square	35%	36%	38%	35%	34%	26%	50%	21%	52%
	Due to voter fraud	59%	55%	57%	60%	55%	66%	44%	70%	43%
	[VOL] DK-RF	6%	9%	5%	5%	11%	8%	6%	9%	5%

Monmouth University-Washington Post Poll -- South Carolina Republican primary voters -- 2/01/24

		MAGA SUPPORTER		RACE		INCOME			VOTED IN 2016 GOP PRIMARY	
		Yes	No	White non-Hisp	Hsp-Blk-Asn-Oth	<\$50K	\$50-100K	\$100K+	Yes	No
15. Do you believe Joe Biden won the 2020 election fair and square, or do you believe that he only won it due to voter fraud?	Fair and square	9%	65%	33%	58%	36%	34%	41%	31%	40%
	Due to voter fraud	84%	29%	60%	37%	58%	58%	54%	59%	56%
	[VOL] DK-RF	6%	5%	8%	5%	6%	8%	6%	10%	4%

		TOTAL	24 GOP VOTE CHOICE		PARTY IDENTIFICATION			POLITICAL IDEOLOGY		
			Trump	Haley	Strong Repub	Soft, lean Repub	Indep or Dem	Very conserv	Somewht conserv	Moderate -liberal
16. In his response to the 2020 presidential election, do you think Donald Trump committed a crime, did something wrong but not criminal, or did nothing wrong? [ORDER REVERSED FOR HALF SAMPLE]	Committed a crime	21%	1%	57%	7%	15%	66%	5%	17%	45%
	Did something wrong but not criminal	25%	22%	27%	27%	29%	15%	20%	34%	23%
	Did nothing wrong	50%	74%	12%	64%	52%	14%	73%	43%	28%
	[VOL] DK-RF	4%	3%	4%	2%	5%	6%	2%	7%	4%

		GENDER		AGE			COLLEGE GRAD		WHITE EVANGELICAL	
		Male	Female	18-49	50-64	65+	No degree	4 yr degree	Yes	No
16. In his response to the 2020 presidential election, do you think Donald Trump committed a crime, did something wrong but not criminal, or did nothing wrong? [ORDER REVERSED FOR HALF SAMPLE]	Committed a crime	20%	23%	22%	21%	21%	14%	33%	11%	33%
	Did something wrong but not criminal	26%	24%	25%	28%	24%	24%	27%	25%	25%
	Did nothing wrong	51%	48%	49%	49%	50%	58%	37%	61%	36%
	[VOL] DK-RF	3%	4%	3%	2%	6%	4%	3%	3%	5%

		MAGA SUPPORTER		RACE		INCOME			VOTED IN 2016 GOP PRIMARY	
		Yes	No	White non-Hisp	Hsp-Blk-Asn-Oth	<\$50K	\$50-100K	\$100K+	Yes	No
16. In his response to the 2020 presidential election, do you think Donald Trump committed a crime, did something wrong but not criminal, or did nothing wrong? [ORDER REVERSED FOR HALF SAMPLE]	Committed a crime	3%	43%	20%	32%	16%	21%	28%	15%	28%
	Did something wrong but not criminal	21%	28%	25%	30%	21%	29%	26%	27%	23%
	Did nothing wrong	74%	22%	52%	29%	55%	47%	44%	53%	45%
	[VOL] DK-RF	1%	6%	3%	9%	7%	3%	2%	4%	3%

Monmouth University-Washington Post Poll -- South Carolina Republican primary voters -- 2/01/24

		TOTAL	24 GOP VOTE CHOICE		PARTY IDENTIFICATION			POLITICAL IDEOLOGY		
			Trump	Haley	Strong Repub	Soft, lean Repub	Indep or Dem	Very conserv	Somewht conserv	Moderate -liberal
17. If Donald Trump wins the Republican nomination for president and then is convicted of a crime for his response to the 2020 presidential election, do you think the Republican Party should keep Trump or replace Trump as their presidential candidate?	Keep Trump	60%	88%	16%	77%	59%	20%	80%	59%	38%
	Replace Trump	36%	8%	82%	18%	35%	78%	15%	37%	59%
	[VOL] DK-RF	4%	4%	2%	4%	6%	2%	6%	5%	3%

		GENDER		AGE			COLLEGE GRAD		WHITE EVANGELICAL	
		Male	Female	18-49	50-64	65+	No degree	4 yr degree	Yes	No
17. If Donald Trump wins the Republican nomination for president and then is convicted of a crime for his response to the 2020 presidential election, do you think the Republican Party should keep Trump or replace Trump as their presidential candidate?	Keep Trump	64%	54%	62%	60%	57%	67%	49%	67%	50%
	Replace Trump	31%	42%	36%	37%	35%	29%	47%	26%	47%
	[VOL] DK-RF	5%	4%	2%	2%	8%	5%	4%	6%	3%

		MAGA SUPPORTER		RACE		INCOME			VOTED IN 2016 GOP PRIMARY	
		Yes	No	White non-Hisp	Hsp-Blk-Asn-Oth	<\$50K	\$50-100K	\$100K+	Yes	No
17. If Donald Trump wins the Republican nomination for president and then is convicted of a crime for his response to the 2020 presidential election, do you think the Republican Party should keep Trump or replace Trump as their presidential candidate?	Keep Trump	86%	30%	61%	47%	64%	58%	56%	64%	55%
	Replace Trump	9%	66%	34%	52%	31%	37%	42%	31%	42%
	[VOL] DK-RF	5%	4%	5%	1%	5%	5%	2%	6%	3%

		TOTAL	24 GOP VOTE CHOICE		PARTY IDENTIFICATION			POLITICAL IDEOLOGY		
			Trump	Haley	Strong Repub	Soft, lean Repub	Indep or Dem	Very conserv	Somewht conserv	Moderate -liberal
18. If Trump is convicted of a crime and remains the Republican Party candidate in November, for whom would you vote for president - Donald Trump, Joe Biden another candidate, or would you not vote?	Donald Trump	62%	90%	19%	81%	65%	13%	87%	63%	32%
	Joe Biden	17%	0%	44%	4%	8%	63%	3%	11%	38%
	Another candidate	15%	6%	28%	11%	19%	16%	7%	18%	21%
	Would not vote	4%	3%	5%	2%	5%	5%	1%	5%	6%
	[VOL] DK-RF	3%	1%	4%	2%	3%	4%	1%	2%	4%

Monmouth University-Washington Post Poll -- South Carolina Republican primary voters -- 2/01/24

		GENDER		AGE			COLLEGE GRAD		WHITE EVANGELICAL	
		Male	Female	18-49	50-64	65+	No degree	4 yr degree	Yes	No
18. If Trump is convicted of a crime and remains the Republican Party candidate in November, for whom would you vote for president - Donald Trump, Joe Biden another candidate, or would you not vote?	Donald Trump	67%	56%	58%	62%	64%	70%	50%	75%	47%
	Joe Biden	14%	20%	18%	18%	14%	9%	28%	6%	30%
	Another candidate	14%	16%	18%	13%	14%	14%	16%	15%	14%
	Would not vote	3%	5%	4%	4%	3%	4%	3%	2%	6%
	[VOL] DK-RF	2%	3%	1%	2%	4%	3%	3%	2%	3%

		MAGA SUPPORTER		RACE		INCOME			VOTED IN 2016 GOP PRIMARY	
		Yes	No	White non-Hisp	Hsp-Blk-Asn-Oth	<\$50K	\$50-100K	\$100K+	Yes	No
18. If Trump is convicted of a crime and remains the Republican Party candidate in November, for whom would you vote for president - Donald Trump, Joe Biden another candidate, or would you not vote?	Donald Trump	91%	30%	66%	37%	59%	66%	58%	68%	55%
	Joe Biden	1%	36%	14%	34%	14%	13%	23%	12%	22%
	Another candidate	5%	24%	15%	18%	19%	15%	14%	15%	14%
	Would not vote	2%	6%	3%	9%	6%	4%	3%	2%	6%
	[VOL] DK-RF	2%	4%	2%	2%	2%	2%	1%	2%	3%

		TOTAL	24 GOP VOTE CHOICE		PARTY IDENTIFICATION			POLITICAL IDEOLOGY		
			Trump	Haley	Strong Repub	Soft, lean Repub	Indep or Dem	Very conserv	Somewht conserv	Moderate -liberal
19. Do you think Senator Tim Scott should have endorsed Donald Trump, should have endorsed Nikki Haley, or should have not endorsed anyone in the Republican primary for president?	Endorsed Trump	50%	82%	3%	69%	48%	13%	72%	50%	25%
	Endorsed Haley	24%	1%	66%	12%	25%	51%	8%	23%	45%
	Not endorsed anyone	16%	9%	20%	10%	16%	30%	8%	18%	23%
	[VOL] DK-RF	10%	8%	10%	10%	11%	7%	11%	9%	7%

		GENDER		AGE			COLLEGE GRAD		WHITE EVANGELICAL	
		Male	Female	18-49	50-64	65+	No degree	4 yr degree	Yes	No
19. Do you think Senator Tim Scott should have endorsed Donald Trump, should have endorsed Nikki Haley, or should have not endorsed anyone in the Republican primary for president?	Endorsed Trump	54%	45%	54%	51%	47%	57%	40%	61%	38%
	Endorsed Haley	23%	25%	25%	27%	21%	17%	35%	16%	34%
	Not endorsed anyone	14%	18%	16%	12%	19%	14%	19%	12%	21%
	[VOL] DK-RF	9%	11%	5%	10%	13%	12%	7%	11%	7%

Monmouth University-Washington Post Poll -- South Carolina Republican primary voters -- 2/01/24

		MAGA SUPPORTER		RACE		INCOME			VOTED IN 2016 GOP PRIMARY	
		Yes	No	White non-Hisp	Hsp-Blk-Asn-Oth	<\$50K	\$50-100K	\$100K+	Yes	No
19. Do you think Senator Tim Scott should have endorsed Donald Trump, should have endorsed Nikki Haley, or should have not endorsed anyone in the Republican primary for president?	Endorsed Trump	80%	20%	51%	39%	50%	51%	48%	54%	46%
	Endorsed Haley	6%	47%	25%	23%	14%	27%	32%	22%	26%
	Not endorsed anyone	8%	24%	14%	32%	25%	13%	14%	12%	20%
	[VOL] DK-RF	7%	8%	10%	6%	11%	9%	6%	12%	7%

		TOTAL	24 GOP VOTE CHOICE		PARTY IDENTIFICATION			POLITICAL IDEOLOGY		
			Trump	Haley	Strong Repub	Soft, lean Repub	Indep or Dem	Very conserv	Somewht conserv	Moderate -liberal
20. [VALIDATED TURNOUT] Did you happen to vote in the Republican primary in 2016 when Donald Trump ran against Marco Rubio, Ted Cruz, Jeb Bush, John Kasich, and Ben Carson, or did you skip that primary? [IF YES: Which candidate did you vote for?]	Trump	30%	39%	15%	42%	28%	6%	41%	30%	15%
	Rubio	4%	2%	8%	5%	3%	4%	3%	6%	3%
	Cruz	4%	5%	1%	6%	4%	0%	7%	3%	1%
	Bush	2%	0%	5%	1%	2%	1%	0%	1%	3%
	Kasich	2%	0%	7%	1%	3%	3%	0%	3%	4%
	Carson	3%	2%	4%	2%	4%	2%	4%	3%	2%
	[VOL] Other	0%	0%	0%	0%	0%	0%	0%	0%	0%
	[VOL] DK-RF	2%	2%	2%	1%	3%	2%	2%	3%	2%
	Do not recall voting	5%	3%	9%	2%	7%	9%	5%	3%	8%
	Not voted per reg list	48%	46%	49%	39%	46%	72%	38%	46%	62%

		GENDER		AGE			COLLEGE GRAD		WHITE EVANGELICAL	
		Male	Female	18-49	50-64	65+	No degree	4 yr degree	Yes	No
20. [VALIDATED TURNOUT] Did you happen to vote in the Republican primary in 2016 when Donald Trump ran against Marco Rubio, Ted Cruz, Jeb Bush, John Kasich, and Ben Carson, or did you skip that primary? [IF YES: Which candidate did you vote for?]	Trump	33%	26%	11%	32%	43%	38%	18%	38%	19%
	Rubio	5%	3%	6%	4%	3%	2%	7%	4%	4%
	Cruz	5%	3%	4%	4%	4%	4%	4%	5%	3%
	Bush	1%	2%	2%	1%	2%	1%	3%	1%	3%
	Kasich	3%	1%	2%	4%	1%	1%	5%	1%	3%
	Carson	2%	4%	4%	4%	1%	2%	4%	4%	2%
	[VOL] Other	0%	0%	0%	0%	0%	0%	0%	0%	0%
	[VOL] DK-RF	1%	3%	1%	0%	4%	2%	3%	2%	2%
	Do not recall voting	5%	5%	4%	3%	8%	4%	7%	5%	6%
	Not voted per reg list	44%	53%	66%	47%	35%	47%	50%	39%	59%

Monmouth University-Washington Post Poll -- South Carolina Republican primary voters -- 2/01/24

		MAGA SUPPORTER		RACE		INCOME			VOTED IN 2016 GOP PRIMARY	
		Yes	No	White non-Hisp	Hsp-Blk-Asn-Oth	<\$50K	\$50-100K	\$100K+	Yes	No
20. [VALIDATED TURNOUT] Did you happen to vote in the Republican primary in 2016 when Donald Trump ran against Marco Rubio, Ted Cruz, Jeb Bush, John Kasich, and Ben Carson, or did you skip that primary? [IF YES: Which candidate did you vote for?]	Trump	40%	16%	33%	7%	31%	32%	25%	57%	0%
	Rubio	3%	6%	4%	2%	2%	4%	6%	8%	0%
	Cruz	5%	2%	4%	2%	1%	8%	3%	8%	0%
	Bush	0%	4%	2%	0%	0%	2%	2%	3%	0%
	Kasich	0%	5%	3%	0%	1%	0%	5%	4%	0%
	Carson	3%	4%	3%	2%	2%	2%	5%	6%	0%
	[VOL] Other	0%	0%	0%	0%	0%	0%	0%	0%	0%
	[VOL] DK-RF	1%	2%	2%	1%	2%	3%	1%	4%	0%
	Do not recall voting	2%	8%	6%	2%	7%	5%	5%	10%	0%
	Not voted per reg list	45%	53%	42%	84%	54%	43%	48%	0%	100%

		TOTAL	24 GOP VOTE CHOICE		PARTY IDENTIFICATION			POLITICAL IDEOLOGY		
			Trump	Haley	Strong Repub	Soft, lean Repub	Indep or Dem	Very conserv	Somewht conserv	Moderate -liberal
21. [VALIDATED TURNOUT] Did you happen to vote in the 2020 general election between Donald Trump and Joe Biden or did you skip that election? [IF YES: Who did you vote for?]	Trump	60%	76%	33%	81%	60%	13%	82%	64%	29%
	Biden	16%	1%	39%	3%	9%	60%	2%	12%	38%
	[VOL] Other	1%	0%	2%	0%	2%	2%	0%	2%	2%
	[VOL] DK-RF	2%	1%	4%	2%	1%	3%	1%	1%	3%
	Do not recall voting	2%	1%	5%	1%	3%	5%	0%	4%	3%
	Not voted per reg list	18%	21%	17%	14%	24%	17%	14%	18%	25%

		GENDER		AGE			COLLEGE GRAD		WHITE EVANGELICAL	
		Male	Female	18-49	50-64	65+	No degree	4 yr degree	Yes	No
21. [VALIDATED TURNOUT] Did you happen to vote in the 2020 general election between Donald Trump and Joe Biden or did you skip that election? [IF YES: Who did you vote for?]	Trump	64%	56%	48%	57%	71%	67%	49%	76%	40%
	Biden	14%	19%	20%	13%	15%	11%	25%	7%	28%
	[VOL] Other	1%	1%	1%	2%	1%	1%	2%	1%	1%
	[VOL] DK-RF	1%	3%	0%	2%	3%	1%	2%	1%	3%
	Do not recall voting	2%	2%	2%	2%	2%	2%	2%	1%	4%
	Not voted per reg list	17%	20%	28%	24%	8%	17%	20%	14%	24%

Monmouth University-Washington Post Poll -- South Carolina Republican primary voters -- 2/01/24

		MAGA SUPPORTER		RACE		INCOME			VOTED IN 2016 GOP PRIMARY	
		Yes	No	White non-Hisp	Hsp-Blk-Asn-Oth	<\$50K	\$50-100K	\$100K+	Yes	No
21. [VALIDATED TURNOUT] Did you happen to vote in the 2020 general election between Donald Trump and Joe Biden or did you skip that election? [IF YES: Who did you vote for?]	Trump	78%	36%	66%	21%	58%	64%	56%	81%	37%
	Biden	2%	34%	13%	43%	21%	14%	17%	12%	21%
	[VOL] Other	0%	2%	1%	1%	1%	2%	1%	2%	1%
	[VOL] DK-RF	1%	2%	2%	2%	1%	3%	2%	1%	3%
	Do not recall voting	2%	3%	2%	8%	4%	1%	3%	2%	3%
	Not voted per reg list	17%	22%	17%	25%	15%	16%	22%	3%	36%