



Please attribute this information to:
Monmouth University Poll
 West Long Branch, NJ 07764
www.monmouth.edu/polling
Follow on Twitter: @MonmouthPoll

Released:
Thursday, March 7, 2024

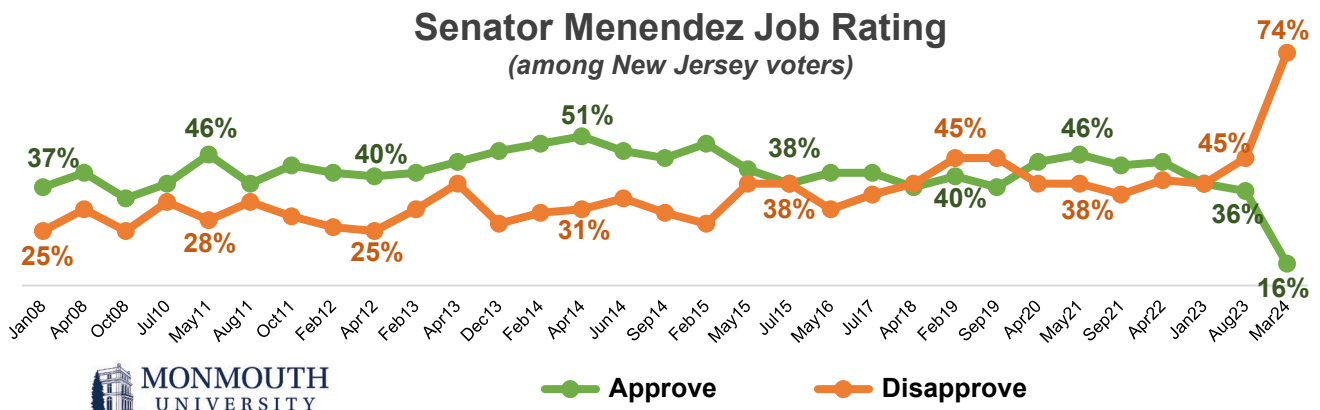
Contact:
PATRICK MURRAY
pdmurray@monmouth.edu
Follow on Twitter: @PollsterPatrick

NEW JERSEY: PUBLIC CALLS FOR MENENDEZ RESIGNATION

Bipartisan opinion much more negative than earlier corruption case

West Long Branch, NJ – Public opinion of Sen. Bob Menendez has plummeted since he was charged in a second corruption case in less than ten years. The *Monmouth (“Mon-muth”) University Poll* finds a clear majority of New Jersey residents want him to resign now – including most of his fellow Democrats – which is a reversal of opinion from the last time he was under federal indictment.

Just 16% of Garden State voters approve of the job Menendez is doing while 3 in 4 (74%) disapprove. This is his record low rating – by far – in Monmouth polling going back to 2008. The last time Menendez faced federal corruption charges, he held a much better job rating of 42% approve and 38% disapprove (May 2015). Those charges were dismissed and Menendez went on to win reelection in 2018. His job rating generally held steady during this time, but it dropped in September 2019 to what was then a career low of 37% favorable and 45% unfavorable. Those numbers quickly rebounded and Menendez held a net positive rating as recently as two years ago (44% favorable and 39% unfavorable in April 2022). His job rating moved to an even split last year (38% approve and 38% disapprove in January 2023) and dropped into negative territory in August of last year (36% approve and 45% disapprove) as news of another federal investigation emerged.




Since his first indictment, Menendez’s approval rating among his fellow Democrats ranged from just under half (47% in 2015) to a high of 72% (2021). That is no longer the case. Menendez gets just 23% approval from Democrats. Nearly 2 in 3 (65%) now disapprove of his performance, joining large majorities of Republicans (82%) and independents (77%) who feel the same.

“Throughout his prior legal ordeal, Menendez could at least count on the backing of most of his fellow Democrats. That support has now cratered and is unlikely to recover since the charges keep piling up,” said Patrick Murray, director of the independent Monmouth University Polling Institute. [Note: The poll was conducted before additional charges against Menendez were announced on Tuesday.]

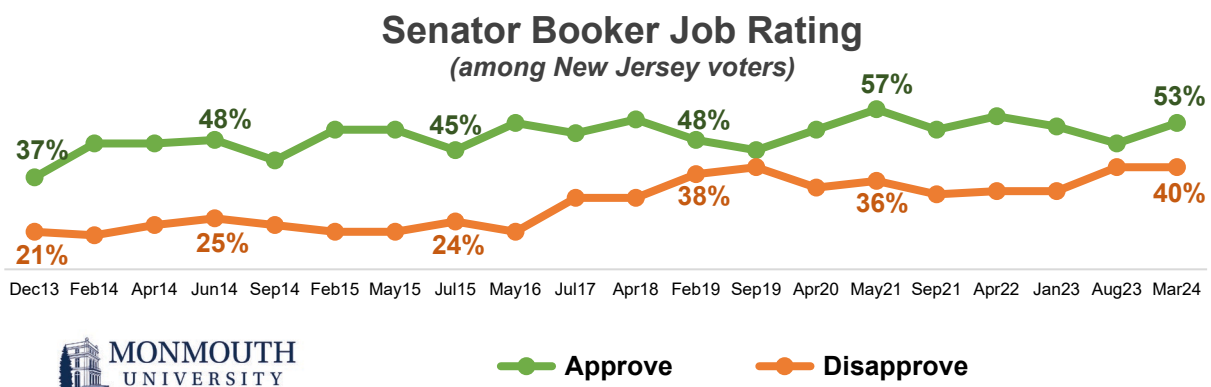
In 2015, just 28% of New Jerseyans called for Menendez’s immediate resignation from the U.S. Senate because of the criminal charges he then faced. In fact, a clear majority (68%) – including most Republicans (65%) – were willing to give him the opportunity to clear his name even though many (47%) believed he was probably guilty at the time. That sentiment doesn’t hold for the present indictment. Currently, 75% of state residents believe Menendez is probably guilty of the current charges and 63% say he should resign now – including 59% of Democrats who want him to step down.

NEW JERSEY OPINION OF MENENDEZ LEGAL TROUBLES		
	2023 indictment	2015 indictment
Probably guilty	75%	47%
Should resign now	63%	28%
Heard about	89%	79%


 Monmouth University Poll
 New Jersey adults
 Feb. 29-Mar. 4, 2024
 (earlier poll May 1-3, 2015)

“Perhaps the stash of gold bars is a little too much to stomach. Or maybe it’s simply one corruption trial too many. In any event, New Jerseyans say they have had enough and it’s time for Menendez to go,” said Murray.

The poll also finds that New Jersey’s other U.S. Senator, Cory Booker, has a 53% approve and 40% disapprove rating among the state’s electorate. Registered voter opinion of President Joe Biden’s job performance stands at a net negative 44% approve and 53% disapprove. In both cases, these results represent slight improvements from Monmouth’s prior New Jersey poll taken last August.



The *Monmouth University Poll* was conducted by telephone from February 29 to March 4, 2024 with 801 New Jersey adults. The question results in this release have a margin of error of +/- 4.2 percentage points for the full sample. The poll was conducted by the Monmouth University Polling Institute in West Long Branch, NJ.

QUESTIONS AND RESULTS

(* Some columns may not add to 100% due to rounding.)

[Q1-3 held for future release.]

4. Do you approve or disapprove of the job Joe Biden is doing as president?

<i>All adults</i>	March 2024
Approve	43%
Disapprove	54%
(VOL) No opinion	2%
(n)	(801)

Trend: <i>Registered voters</i>	March 2024	Aug. 2023	Jan. 2023	April 2022	Oct. 2021	Aug. 2021	May 2021
Approve	44%	41%	46%	47%	43%	51%	55%
Disapprove	53%	52%	48%	49%	49%	41%	40%
(VOL) No opinion	2%	6%	6%	4%	8%	9%	5%
(n)	(757)	(778)	(756)	(738)	(1,000)	(810)	(661)

[QUESTIONS 5 & 6 WERE ROTATED]

5. Do you approve or disapprove of the job Cory Booker is doing as United States Senator?

<i>All adults</i>	March 2024
Approve	52%
Disapprove	40%
(VOL) No opinion	8%
(n)	(801)

Trend: <i>Registered voters</i>	March 2024	Aug. 2023	Jan. 2023	April 2022	Sept. 2021	May 2021	April 2020	Sept. 2019	Feb. 2019
Approve	53%	47%	52%	55%	51%	57%	51%	45%	48%
Disapprove	40%	40%	33%	33%	32%	36%	34%	40%	38%
(VOL) No opinion	7%	13%	15%	12%	17%	6%	14%	16%	14%
(n)	(757)	(778)	(756)	(738)	(804)	(661)	(635)	(651)	(549)

Trend: <i>Registered voters continued</i>	April 2018	July 2017	May 2016	July 2015	May 2015	Feb. 2015	Sept. 2014	June 2014	April 2014	Feb. 2014	Dec. 2013
Approve	54%	50%	53%	45%	51%	51%	42%	48%	47%	47%	37%
Disapprove	31%	31%	21%	24%	21%	21%	23%	25%	23%	20%	21%
(VOL) No opinion	15%	20%	27%	31%	27%	27%	35%	27%	30%	32%	43%
(n)	(632)	(758)	(703)	(453)	(441)	(712)	(680)	(717)	(690)	(690)	(698)

6. Do you approve or disapprove of the job Bob Menendez is doing as United States Senator?

<i>All adults</i>	March 2024
Approve	16%
Disapprove	74%
(VOL) No opinion	10%
(n)	(801)

Trend: <i>Registered voters</i>	March 2024	Aug. 2023	Jan. 2023	April 2022	Sept. 2021	May 2021	April 2020	Sept. 2019	Feb. 2019
Approve	16%	36%	38%	44%	43%	46%	44%	37%	40%
Disapprove	74%	45%	38%	39%	35%	38%	38%	45%	45%
(VOL) No opinion	10%	19%	24%	17%	22%	16%	18%	18%	15%
(n)	(757)	(778)	(756)	(738)	(804)	(661)	(635)	(651)	(549)

Trend: <i>Registered voters continued</i>	April 2018	July 2017	May 2016	July 2015	May 2015	Feb. 2015	Sept. 2014	June 2014	April 2014	Feb. 2014	Dec. 2013	April 2013	Feb. 2013
Approve	37%	41%	41%	38%	42%	49%	45%	47%	51%	49%	47%	44%	41%
Disapprove	38%	35%	31%	38%	38%	27%	30%	34%	31%	30%	27%	38%	31%
(VOL) No opinion	25%	23%	28%	23%	20%	24%	26%	19%	18%	21%	26%	18%	28%
(n)	(632)	(758)	(703)	(453)	(441)	(712)	(680)	(717)	(690)	(690)	(698)	(694)	(697)

Trend: <i>Registered voters continued</i>	April 2012	Feb. 2012	Oct. 2011	Aug. 2011	May 2011	July 2010	Oct. 2008	April 2008	Jan. 2008
Approve	40%	41%	43%	38%	46%	38%	34%	41%	37%
Disapprove	25%	26%	29%	33%	28%	33%	25%	31%	25%
(VOL) No opinion	35%	33%	28%	29%	26%	29%	41%	28%	37%
(n)	(692)	(709)	(693)	(730)	(725)	(747)	(900)	(720)	(698)

7. Senator Menendez was recently charged with accepting bribes and acting as a foreign agent. Have you heard a lot, a little, or nothing at all about this?

Comparison:	March 2024	May 2015*
A lot	54%	41%
A little	35%	38%
Nothing at all	11%	21%
(n)	(801)	(500)

* Asked about the 2015 charges against Menendez for “bribery and misusing his public office by providing assistance to someone who gave him donations and gifts as well as not reporting these gifts at the time.”

8. Based on what you have heard, do you think Menendez is probably guilty or probably not guilty of these charges?

Comparison:	March 2024	May 2015*
Probably guilty	75%	47%
Probably not guilty	5%	19%
(VOL) Don't know	9%	13%
Not heard (from Q7)	11%	21%
(n)	(801)	(500)

* Asked about the 2015 charges against Menendez.

9. As a New Jersey resident, do you think Senator Menendez should resign from office now or should he be allowed to wait and see how the charges against him are settled?

Comparison:	March 2024	May 2015*
Resign now	63%	28%
Allowed to wait	33%	68%
(VOL) Don't know	4%	4%
(n)	(801)	(500)

* Asked about the 2015 charges against Menendez.

[Q10-13 previously released.]

[Q14-42 held for future release.]

METHODOLOGY

The *Monmouth University Poll* was sponsored and conducted by the Monmouth University Polling Institute from February 29 to March 4, 2024 with a probability-based random sample of 801 New Jersey adults age 18 and older. Interviews were conducted in English, and included 259 live landline telephone interviews, 375 live cell phone interviews, and 167 online surveys via a cell phone text invitation. Telephone numbers were selected through a mix of random digit dialing and list-based sampling. Landline respondents were selected with a modified Troidahl-Carter youngest adult household screen. Interviewing services were provided by Braun Research, with sample obtained from Dynata (RDD, n= 657) and Aristotle (list, n= 144). Monmouth is responsible for all aspects of the survey design, data weighting and analysis. The full sample is weighted for region, age, education, gender and race based on US Census information (ACS 2021 one-year survey). For results based on this sample, one can say with 95% confidence that the error attributable to sampling has a maximum margin of plus or minus 4.2 percentage points adjusted for sample design effects (1.49). Sampling error can be larger for sub-groups (see table below). In addition to sampling error, one should bear in mind that question wording and practical difficulties in conducting surveys can introduce error or bias into the findings of opinion polls.

NJ Regions (by county)

North – Bergen, Essex, Hudson, Morris, Passaic, Sussex, Union, Warren

Central – Hunterdon, Mercer, Middlesex, Monmouth, Somerset

South – Atlantic, Burlington, Camden, Cape May, Cumberland, Gloucester, Ocean, Salem

Demographics (weighted)

Party (self-reported): 26% Republican, 37% Independent, 37% Democrat

Sex: 49% male, 51% female, 1% other

Age: 28% 18-34, 33% 35-54, 39% 55+

Race: 55% White, 13% Black, 19% Hispanic, 13% Asian/other

Education: 34% high school or less, 25% some college, 23% 4 year degree, 18% graduate degree

MARGIN OF ERROR		unweighted sample	moe (+/-)
TOTAL		801	4.2%
REGISTERED VOTER	Yes	757	4.3%
	No	44	18.0%
SELF-REPORTED PARTY ID	Republican	215	8.2%
	Independent	275	7.2%
	Democrat	294	7.0%
REGION	North	378	6.2%
	Central	234	7.8%
	South	180	8.9%
GENDER	Male	386	6.1%
	Female	406	5.9%
AGE	18-34	212	8.2%
	35-54	275	7.2%
	55+	314	6.8%
RACE	White, non-Hispanic	504	5.3%
	Other	288	7.0%
COLLEGE GRADUATE	No degree	293	7.0%
	4 year degree	507	5.3%
INCOME	<\$50K	96	12.2%
	\$50 to <\$100K	188	8.7%
	\$100K+	461	5.6%
CHILDREN IN HOME	Yes	165	9.3%
	No	635	4.7%

###

Monmouth University Poll -- NEW JERSEY -- 3/07/24

		TOTAL	REG VOTER		PARTY ID			REGION OF STATE		
			Yes	No	Rep	Ind	Dem	North	Central	South
4. Do you approve or disapprove of the job Joe Biden is doing as president?	Approve	43%	44%	30%	5%	31%	83%	43%	45%	43%
	Disapprove	54%	53%	66%	94%	65%	14%	55%	52%	54%
	[VOL] Dont know	2%	2%	4%	0%	4%	3%	2%	2%	3%

		GENDER		AGE			RACE		COLLEGE GRAD	
		Male	Female	18-34	35-54	55+	White non-Hisp	Hsp-Blk-Asn-Oth	No degree	4 yr degree
4. Do you approve or disapprove of the job Joe Biden is doing as president?	Approve	40%	48%	39%	39%	50%	42%	45%	36%	53%
	Disapprove	59%	49%	61%	56%	48%	56%	51%	61%	45%
	[VOL] Dont know	1%	4%	1%	5%	2%	1%	4%	3%	2%

		INCOME			CHILDREN IN HOME	
		<\$50K	\$50-100K	\$100K+	Yes	No
4. Do you approve or disapprove of the job Joe Biden is doing as president?	Approve	50%	41%	41%	35%	45%
	Disapprove	47%	56%	56%	63%	52%
	[VOL] Dont know	3%	3%	3%	3%	2%

		TOTAL	REG VOTER		PARTY ID			REGION OF STATE		
			Yes	No	Rep	Ind	Dem	North	Central	South
5. Do you approve or disapprove of the job Cory Booker is doing as United States Senator?	Approve	52%	53%	40%	16%	42%	89%	53%	53%	51%
	Disapprove	40%	40%	45%	75%	51%	6%	40%	39%	43%
	[VOL] Dont know	8%	7%	15%	10%	7%	5%	8%	7%	7%

		GENDER		AGE			RACE		COLLEGE GRAD	
		Male	Female	18-34	35-54	55+	White non-Hisp	Hsp-Blk-Asn-Oth	No degree	4 yr degree
5. Do you approve or disapprove of the job Cory Booker is doing as United States Senator?	Approve	48%	57%	49%	49%	57%	50%	55%	46%	61%
	Disapprove	46%	34%	43%	46%	34%	44%	36%	45%	34%
	[VOL] Dont know	6%	9%	8%	6%	9%	6%	9%	9%	5%

		INCOME			CHILDREN IN HOME	
		<\$50K	\$50-100K	\$100K+	Yes	No
5. Do you approve or disapprove of the job Cory Booker is doing as United States Senator?	Approve	57%	53%	51%	45%	53%
	Disapprove	35%	40%	43%	52%	38%
	[VOL] Dont know	9%	7%	7%	3%	9%

Monmouth University Poll -- NEW JERSEY -- 3/07/24

		TOTAL	REG VOTER		PARTY ID			REGION OF STATE		
			Yes	No	Rep	Ind	Dem	North	Central	South
6. Do you approve or disapprove of the job Bob Menendez is doing as United States Senator?	Approve	16%	16%	21%	11%	13%	23%	15%	16%	18%
	Disapprove	74%	74%	67%	82%	77%	65%	75%	74%	72%
	[VOL] Dont know	10%	10%	12%	7%	10%	12%	11%	10%	10%

		GENDER		AGE			RACE		COLLEGE GRAD	
		Male	Female	18-34	35-54	55+	White non-Hisp	Hsp-Blk-Asn-Oth	No degree	4 yr degree
6. Do you approve or disapprove of the job Bob Menendez is doing as United States Senator?	Approve	15%	17%	19%	15%	15%	13%	20%	18%	14%
	Disapprove	77%	71%	68%	77%	74%	79%	66%	70%	78%
	[VOL] Dont know	7%	12%	13%	8%	10%	8%	13%	11%	8%

		INCOME			CHILDREN IN HOME	
		<\$50K	\$50-100K	\$100K+	Yes	No
6. Do you approve or disapprove of the job Bob Menendez is doing as United States Senator?	Approve	22%	19%	14%	21%	15%
	Disapprove	68%	73%	77%	73%	74%
	[VOL] Dont know	10%	8%	9%	6%	11%

		TOTAL	REG VOTER		PARTY ID			REGION OF STATE		
			Yes	No	Rep	Ind	Dem	North	Central	South
7. Senator Menendez was recently charged with accepting bribes and acting as a foreign agent. Have you heard a lot, a little, or nothing at all about this?	A lot	54%	57%	19%	50%	52%	61%	57%	60%	46%
	A little	35%	34%	39%	40%	36%	31%	30%	33%	42%
	Nothing at all	11%	9%	41%	11%	12%	8%	13%	6%	11%

		GENDER		AGE			RACE		COLLEGE GRAD	
		Male	Female	18-34	35-54	55+	White non-Hisp	Hsp-Blk-Asn-Oth	No degree	4 yr degree
7. Senator Menendez was recently charged with accepting bribes and acting as a foreign agent. Have you heard a lot, a little, or nothing at all about this?	A lot	58%	51%	47%	49%	64%	59%	49%	50%	61%
	A little	31%	38%	34%	38%	32%	34%	35%	36%	32%
	Nothing at all	10%	12%	18%	13%	4%	7%	17%	14%	7%

		INCOME			CHILDREN IN HOME	
		<\$50K	\$50-100K	\$100K+	Yes	No
7. Senator Menendez was recently charged with accepting bribes and acting as a foreign agent. Have you heard a lot, a little, or nothing at all about this?	A lot	36%	52%	62%	48%	56%
	A little	40%	38%	31%	34%	35%
	Nothing at all	24%	10%	6%	18%	10%

Monmouth University Poll -- NEW JERSEY -- 3/07/24

		TOTAL	REG VOTER		PARTY ID			REGION OF STATE		
			Yes	No	Rep	Ind	Dem	North	Central	South
8. Based on what you have heard, do you think Menendez is probably guilty or probably not guilty of these charges?	Probably guilty	75%	77%	44%	81%	73%	74%	74%	81%	72%
	Probably not guilty	5%	5%	6%	2%	8%	6%	3%	4%	11%
	[VOL] Dont know	9%	9%	9%	6%	8%	12%	10%	9%	6%
	Not heard of [Q7]	11%	9%	41%	11%	12%	8%	13%	6%	11%

		GENDER		AGE			RACE		COLLEGE GRAD	
		Male	Female	18-34	35-54	55+	White non-Hisp	Hsp-Blk-Asn-Oth	No degree	4 yr degree
8. Based on what you have heard, do you think Menendez is probably guilty or probably not guilty of these charges?	Probably guilty	77%	72%	69%	73%	81%	84%	64%	71%	80%
	Probably not guilty	6%	5%	4%	9%	4%	3%	8%	6%	4%
	[VOL] Dont know	7%	11%	8%	6%	11%	6%	12%	8%	9%
	Not heard of [Q7]	10%	12%	18%	13%	4%	7%	17%	14%	7%

		INCOME			CHILDREN IN HOME	
		<\$50K	\$50-100K	\$100K+	Yes	No
8. Based on what you have heard, do you think Menendez is probably guilty or probably not guilty of these charges?	Probably guilty	60%	75%	82%	72%	75%
	Probably not guilty	8%	8%	3%	6%	5%
	[VOL] Dont know	8%	8%	9%	4%	10%
	Not heard of [Q7]	24%	10%	6%	18%	10%

		TOTAL	REG VOTER		PARTY ID			REGION OF STATE		
			Yes	No	Rep	Ind	Dem	North	Central	South
9. As a New Jersey resident, do you think Senator Menendez should resign from office now or should he be allowed to wait and see how the charges against him are settled?	Resign now	63%	63%	57%	71%	61%	59%	65%	61%	61%
	Allowed to wait	33%	33%	36%	25%	36%	38%	30%	34%	37%
	[VOL] Dont know	4%	4%	7%	4%	3%	4%	5%	5%	1%

		GENDER		AGE			RACE		COLLEGE GRAD	
		Male	Female	18-34	35-54	55+	White non-Hisp	Hsp-Blk-Asn-Oth	No degree	4 yr degree
9. As a New Jersey resident, do you think Senator Menendez should resign from office now or should he be allowed to wait and see how the charges against him are settled?	Resign now	64%	61%	63%	65%	61%	65%	59%	63%	63%
	Allowed to wait	31%	35%	32%	32%	34%	32%	35%	33%	33%
	[VOL] Dont know	5%	3%	5%	3%	4%	3%	6%	5%	3%

		INCOME			CHILDREN IN HOME	
		<\$50K	\$50-100K	\$100K+	Yes	No
9. As a New Jersey resident, do you think Senator Menendez should resign from office now or should he be allowed to wait and see how the charges against him are settled?	Resign now	66%	56%	66%	60%	63%
	Allowed to wait	31%	38%	32%	34%	33%
	[VOL] Dont know	4%	6%	2%	6%	4%