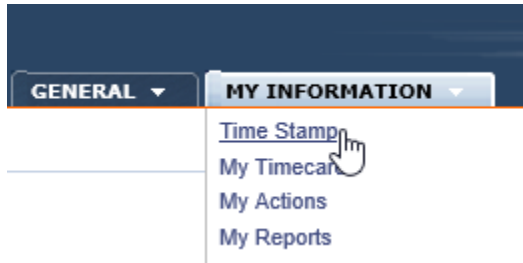
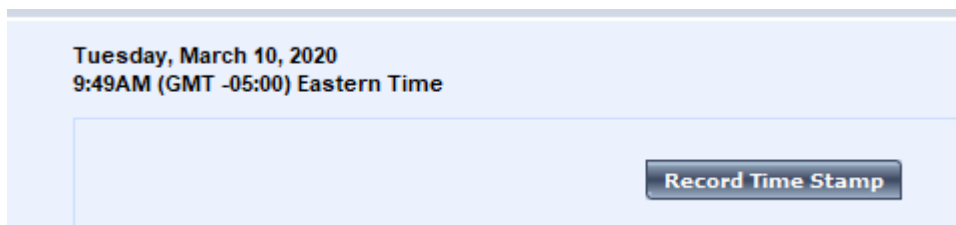


How to Time Stamp in Kronos

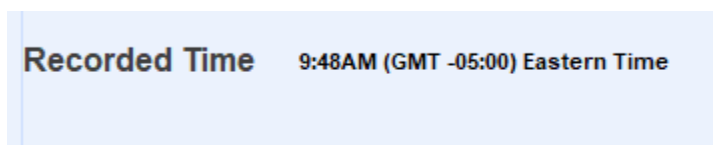
After you log into <http://kronos.monmouth.edu>, select My Information and then Time Stamp:



You will see the current date/time and a dark blue button:



Then you press the button, the system will record your in/out punch accordingly:



If you want to check your time card, just go back to My Information:

