


# How to Time Stamp in Kronos (Java-Free) through myMU Portal

In any web browser, type Monmouth University to get to our home page.



monmouth university

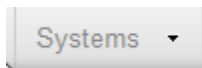
Click on Resources:



Click on myMU and log in:



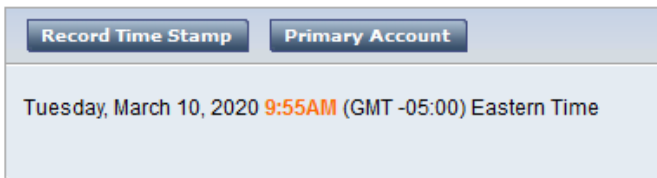
Select Systems, and then Kronos Java-free:



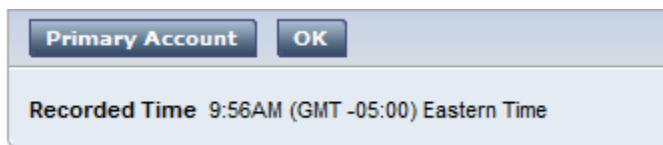
Kronos (Java-Free Version)

You will see the current date/time and a dark blue button marked Record Time Stamp:

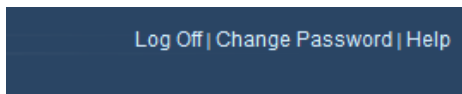
## TIME STAMP



When you press the button, the system will record your in/out punch accordingly:



If you want to check your time card, just go back to Home, My Information and My Timecard:



< Home

